



香港考試及評核局
Hong Kong
Examinations and
Assessment Authority

Territory-wide System Assessment 2023

ENGLISH LANGUAGE

Oral Examiners' Handbook

Primary 3

Name of Oral Examiner: _____

Oral Examiner Code:

IMPORTANT

OEs

1. The Oral Examiner's Report will be completed via **e-survey**. The **QR code** to access the survey will be in the OE Working File examiners receive on the day of the assessment.

NOTICE TO EXAMINATION PERSONNEL **PRECAUTIONARY MEASURES FOR TSA 2023 (ORAL ASSESSMENT)**

Due to the continued development of the COVID-19 pandemic, AAS, AAA, OEs and students should adhere to the following guidelines for conducting the oral assessment and when setting up the assessment room.

AAS/AAA/OE

1. Schools should set up body temperature screening at the school entrance and prepare alcohol sanitizer at the entrance of each assessment room for use. Schools should maintain good indoor ventilation and a clean, disinfected environment.
2. All exam personnel should take extra care and maintain strict environmental hygiene at schools. They are required to wear their own masks properly (with nose, mouth and chin fully covered).
3. The distance between the seats of OEs and students shall be at least 1.5 metres. Please refer to **page 3** of the handbook for the setting of the assessment room.

AAS

1. The AAS must ensure that spatial separation of seating arrangement should be adopted in the waiting room for the oral assessment. To prevent overcrowding, the AAS must ensure that students should be spaced out while waiting outside the assessment room.

AAA

1. The AAA may ask students to briefly remove their masks during the checking of attendance in order to verify their identities.

OEs

1. Before admitting students to the assessment room, OEs should ensure that students are wearing their own masks properly (with nose, mouth and chin fully covered).
2. Students with serious sneezing/persistent coughing in the assessment room should be arranged to sit apart from others.

Students

1. Before entering the assessment room, students should put on their own surgical mask properly (with nose, mouth and chin fully covered) and rub their hands by using alcohol sanitizer gel placed in front of the entrance or the one they brought.
2. If any students have contracted a highly contagious disease (e.g. Measles, Chickenpox) or are under mandatory quarantine on the day of assessment, they must NOT attend the assessment.

Territory-wide System Assessment 2023
Primary 3 English Language
Oral Examiners' Handbook

Contents

	<u>Page</u>
1.0 Introduction	1
1.1 General Information about the Oral Assessment	1
1.2 Administration Procedures for the Oral Assessment	2
1.3 Instructions to Oral Examiners	5
1.4 Emergencies	7
1.5 Enquiries	7
2.0 Documents	
2.1 Conduct of Oral Assessment	8
2.2 Sample Question Papers (3ES01, 3ES02, 3ES03, 3ES04)	15
2.3 Sample Questions for Oral Examiners (3EST1)	19
2.4 Marking Scheme	22
2.5 Sample Score Sheet	25
2.6 Sample Assessment Summary for Oral Assessments	27

Territory-wide System Assessment 2023 Primary 3 English Language

1.0 Introduction

This handbook is a resource for Oral Examiners regarding the conduct of TSA 2023 English Language Oral Assessment at Primary 3 level.

1.1 General Information about the Oral Assessment

Date: 2 and 3 May 2023

Reserve Date: 5 May 2023

Sessions:

<u>Session 1</u>	<u>Session 2</u>	<u>Session 3</u>
2 May (AM)	2 May (PM)	3 May (AM)

Mode:

- Students will be randomly selected from each school.
- Schools will be informed of the ‘Student Sample List’ on the day of assessment.
- Each student will attempt **ONE** component only.
- Two Oral Examiners, one internal and one external, will conduct the oral assessment. Each Oral Examiner must rate **ALL** students for **BOTH COMPONENTS**.

Components and Duration:

<p>Spontaneous Language Use* Reading Aloud & Personal Experiences Preparation: 2 minutes Assessment: 3 minutes <u>Paper Codes:</u> 3ES01/3ES03/3ES05/3ES07</p>
--

<p>Spontaneous Language Use* Picture Description Preparation: 3 minutes Assessment: 2 minutes <u>Paper Codes:</u> 3ES02/3ES04/3ES06/3ES08</p>

*Note: Prompts for ‘Spontaneous Language Use’ are for warm-up purposes. No score level will be awarded for this component.

Paper Codes for Each Session:

In each session, each team of Oral Examiners will receive a sealed packet. Each packet contains question papers (QPs) and corresponding questions in the ‘**Questions for Oral Examiners**’.

See the table below:

Table 1.1.1: Packet of Papers

Session	Each packet includes QPs with paper codes:	Questions for Oral Examiners
Session 1	3ES01 – 3ES04	3EST1
Session 2	3ES01 – 3ES04	3EST1
Session 3	3ES05 – 3ES08	3EST2

Oral Examiners should study the question papers, ‘Questions for Oral Examiners’ and the marking scheme before the oral assessment.

Paper Allocation for Each Student:

During the assessment, Oral Examiners will alternate between assessing ‘**Reading Aloud & Personal Experiences**’ and ‘**Picture Description**’.

For paper allocation for each student, please refer to the following documents:

1. “Important Note” of the Online Training materials;

AND/OR

2. “Reminder for P3 English Oral Examiners” attached to the Oral Examiner’s Working File.

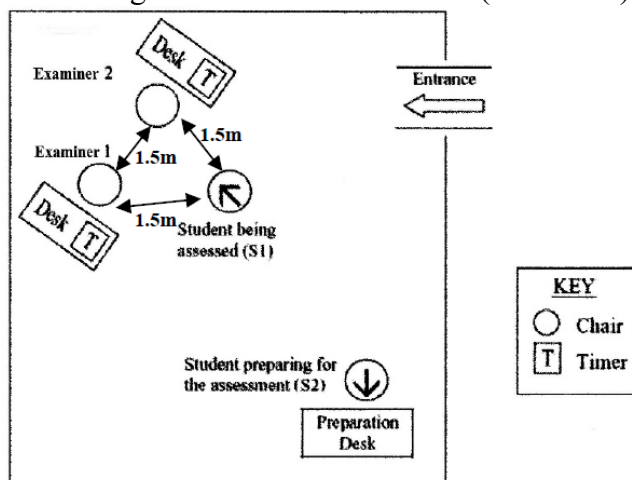
1.2 Administration Procedures for the Oral Assessment

Before the Assessment

- (a) Oral Examiners should study the handbook very carefully before the assessment.
- (b) Oral Examiners should carefully check the location of the assigned schools before the assessment day.
- (c) On the day of the oral assessment, Oral Examiners should bring all the materials required for the oral assessment, i.e. their **appointment letter, HKID card and Oral Examiners’ Handbook**.
- (d) Oral Examiners should report to the Assessment Administration Supervisor for duty at the following times:
AM session – **before 8:15 am**
PM session – **before 1:15 pm**
- (e) Oral Examiners should show their appointment letter and HKID card to the Assessment Administration Supervisor when reporting for duty.
- (f) The Assessment Administration Supervisor will take the carton of assessment materials out of the secure cabinet or strong-room in the presence of the Assessment Administration Assistant (AAA), appointed by the HKEAA, to facilitate the smooth conduct of the assessment. The AAA will unseal the carton of assessment materials and give the Oral Examiners the Envelope of Assessment Materials.
- (g) The Oral Examiners will open the envelope in the reporting room and check all the materials in the envelope against the checklist on the back of the envelope. If there is anything missing, they should inform the AAA and Assessment Administration Supervisor who can take the appropriate action immediately.

- (h) The carton of assessment materials should include:
- Envelope of Assessment Materials ('Checklist of Assessment Materials' printed on the back of the envelope) which includes the following:
 - ☑ SEALED Question Papers (with Questions for Oral Examiners)

*Oral Examiners should unseal the packs of assessment papers **in the oral assessment room**. After unsealing the packs of assessment papers, Oral Examiners are required to protect the confidentiality of the question papers throughout the assessment.*
 - ☑ Oral Examiners' Working File
 - Reminder for Oral Examiners
 - Oral Score Sheets (2 copies)
 - Assessment Summary for Oral Assessments (1 copy)
 - Examiner Label for identification (2 copies)
 - QR Code for e-survey completion
 - Oral Examiners' Handbook
 - ☑ Ballpoint Pen, Pencils and Erasers
 - ☑ HKEAA sealing labels
 - ☑ Envelope A: Envelope for Oral Score Sheets and Assessment Summary (1 envelope)
 - ☑ Envelope A1: Confidential Envelope for Oral Score Sheets (2 envelopes)
 - ☑ Envelope C: Envelope for Surplus Assessment Materials (1 envelope)
 - ☑ Souvenirs
 - 2 Timers (in padded envelope)
 - Working File for Assessment Administration Supervisor
 - Student Sample List in a sealed envelope
- (i) Oral Examiners and AAA should wear their respective labels for identification at all times when they are on duty.
- (j) Oral Examiners will receive a copy of the 'Oral Assessment – Student Sample List' and a student list for each class with names and class numbers of all students from the Assessment Administration Supervisor. If the student selected is absent, **it is NOT necessary** to replace the student with another student.
- (k) The Assessment Administration Supervisor will take the Oral Examiners to the Assessment Room.
- (l) The setting of the Assessment Room (classroom) is as follows:



- (m) A school staff member will bring the first six students to the Waiting Area where they will be arranged in order to be assessed. While they are in the Waiting Area, the AAA will provide selected students with an ID label with their class and class number.

- (n) The estimated time of oral assessment is approximately 30 minutes per six students. Students should arrive at least 5 minutes before the starting time.

For the suggested timeline for conducting the assessment, please refer to the following documents:

1. “Important Note” of the Online Training materials;

AND/OR

2. “Reminder for P3 English Oral Examiners” attached to the Oral Examiner’s Working File.

- (o) Oral Examiners should note that students with intellectual disabilities, hearing impairment, visual impairment, speech difficulty, reading and writing disabilities, autism or Asperger Syndrome may be exempted from the assessment based on the advice of professionals from outside the school, (including medical doctors, social workers, psychologists or other recognized professionals), and with the approval of the School Head.

During the Assessment

- (p) For the conduct of the oral assessment, please refer to ‘**Conduct of Oral Assessment**’. This is a very important document and Oral Examiners should repeat the same assessment procedure for different batches of students.

After the Assessment

- (q) Oral Examiners should complete and sign the ‘Assessment Summary for Oral Assessments’ with a ballpoint pen. This form should also be countersigned with a ballpoint pen by the Assessment Administration Supervisor.
- (r) Each Oral Examiner will be provided an envelope marked ‘Confidential Envelope for Oral Score Sheets’ (A1) to put his/her used score sheets. The Oral Examiner should seal the envelope with an HKEAA sealing label and sign across the label with a ballpoint pen. This sealed envelope should then be enclosed in the ‘Envelope for Oral Score Sheets and Assessment Summary’ (A).
- (s) Oral Examiners then seal the envelopes with the HKEAA sealing labels, sign across all labels with a ballpoint pen and return the sealed envelopes, together with the timers (inside the ‘Envelope for Timers’), to the Assessment Administration Supervisor.
- (t) Oral Examiners should complete the Oral Examiner’s Report by **5 May** using the QR code.

(u) Table 1.2.1: Summary of Assessment Materials and Corresponding Envelopes

Items	Name of Envelope	Sealed and Signed with a ballpoint pen
<ul style="list-style-type: none">• Used Oral Score Sheets	Confidential Envelope for Oral Score Sheets (A1)	✓
<ul style="list-style-type: none">• Unused Oral Score Sheets• Assessment Summary for Oral Assessments (1 copy)• Student Sample List (1 copy)• Sealed 'Confidential Envelope for Oral Score Sheets' (A1)	Envelope for Oral Score Sheets and Assessment Summary (A)	✓
<ul style="list-style-type: none">• Question Papers• Ballpoint Pen, Pencils and Erasers• Others	Envelope for Surplus Assessment Materials (C)	✓
<ul style="list-style-type: none">• 2 Timers	Envelope for Timers	✗

1.3 Instructions to Oral Examiners

General

- (a) **Close collaboration between the internal and external Oral Examiners is essential for conducting the assessment smoothly.** In case of doubt about any assessment procedures on the day of assessment at school, please contact the HKEAA at 3628 8181.
- (b) According to the strict guidelines on confidentiality, information about any aspect of the assessment and students' performances **MUST NOT** be disclosed to anyone.
- (c) This is a standards-referenced oral assessment. Oral Examiners should assess students' performances according to the Marking Scheme and record the score levels of 0, 1, 2, 3 or 4 on the Score Sheet. It is absolutely **NOT** necessary to allocate a certain percentage of students for each score level.
- (d) It is important that **EACH** Oral Examiner should rate **ALL STUDENTS** for **BOTH COMPONENTS** independently and consistently throughout the assessment.
- (e) **BOTH** Oral Examiners **MUST** be seated and ready for starting the assessment.
- (f) Oral Examiners should put the students at ease by giving positive reinforcement and praise as appropriate.
- (g) Oral Examiners should maintain eye contact with the students to show that they are listening.
- (h) Oral Examiners should try to minimize their 'talking time' and let the students demonstrate their oral skills.
- (i) Oral Examiners should allow students at least five seconds to think before they respond to the questions.

- (j) Oral Examiners could refer to the suggested prompts below to elicit students' performances in different situations:

Situations	Prompts
1. Students speak softly.	<i>'Please speak up. I can't hear you.'</i>
2. Students keep silent <ul style="list-style-type: none"> • after 5 seconds of silence. • after another 5 seconds of silence. 	<ul style="list-style-type: none"> • Rephrase the question. • Ask another question.
3. Students are hesitant.	Rephrase the question.
4. Students speak in Cantonese.	<i>'Please speak in English.'</i>

P.3 Reading Aloud

- (a) If the student stops for more than 3 seconds at a word he/she cannot pronounce, the Oral Examiner should read the word for the student.
- (b) If the student stops again at the same word or another word for more than 3 seconds, the Oral Examiner should not read the word but simply say:
'Please go on.' (pointing to the next word)

P.3 Expression of Personal Experiences and Picture Description

- (a) The Oral Examiner should ask the relevant questions for Expression of Personal Experiences and Picture Description based on 'Questions for Oral Examiners'.
- (b) If the student only gives yes/no responses or there is still some assessment time left after asking all the relevant questions, the Oral Examiner should elicit more responses from students by asking a variety of open-ended questions related to the topic.
- (c) To allow students to demonstrate their oral skills beyond the Basic Competency level, the Oral Examiner should provide opportunities for students to elaborate their answers by saying:
'Please tell me more about ...' OR *'What else do you...?'*

End of Oral Assessment

- (a) If the student is still talking when the timer goes off, the Oral Examiner should let the student finish his/her sentence and then say:
'Time is up. Thank you.'
- (b) At the end of the oral assessment, the Oral Examiner gives a souvenir to the student and asks him/her to go back to the classroom.

1.4 Emergencies

- (a) In an emergency, e.g. an Oral Examiner is not able to conduct the oral assessment on the assigned day, he/she should contact his/her school to get a replacement. If the teacher on reserve is also not available, they should contact the Assessment Administration Team of the HKEAA at 3628 8181 at the following times:

AM session: 6:30 am – 7:00 am

PM session: before 11:00 am

- (b) Public announcement to be made by the Education Bureau regarding the closure of schools and cancellation/postponement of the assessment of the day due to inclement weather will be broadcast on radio and television.
- (c) In case of doubt about the cancellation/postponement of the assessment, please contact the Assessment Administration Team of the HKEAA at 3628 8181.

1.5 Enquiries

- (a) For enquiries regarding
- assessment administration matters, please contact the HKEAA at 3628 8181.
 - subject and assessment related matters, please contact the HKEAA at 3628 8188.
- (b) Please refer to the following website: <http://www.bca.hkeaa.edu.hk/> for information about the Oral Examiners' Training.

**** END ****

Education Bureau

Territory-wide System Assessment 2023

Primary 3

English Language

Speaking

Conduct of Oral Assessment

- Flow of Assessment
- Assessment Procedures
- Role of Oral Examiner 1 (External)
- Role of Oral Examiner 2 (Internal)

Flow of Assessment

Time	Reading Aloud Personal Experiences Spontaneous Language Use*	Picture Description Spontaneous Language Use*
0:00 0:02	Student 1: Preparation Reading Aloud 2 minutes	
0:03 0:06	Student 1: Assessment Spontaneous Language Use, Reading Aloud & Personal Experiences 3 minutes	Student 2: Preparation Picture Description 3 minutes
0:07 0:09	Student 3: Preparation Reading Aloud 2 minutes	Student 2: Assessment Spontaneous Language Use & Picture Description 2 minutes
0:10 0:13	Student 3: Assessment Spontaneous Language Use, Reading Aloud & Personal Experiences 3 minutes	Student 4: Preparation Picture Description 3 minutes
0:14 0:16	Student 5: Preparation Reading Aloud 2 minutes	Student 4: Assessment Spontaneous Language Use & Picture Description 2 minutes
0:17 0:20	Student 5: Assessment Spontaneous Language Use, Reading Aloud & Personal Experiences 3 minutes	Student 6: Preparation Picture Description 3 minutes
0:21 0:23		Student 6: Assessment Spontaneous Language Use & Picture Description 2 minutes

**Prompts for Spontaneous Language Use are for warm-up purposes only. No score level will be awarded for this component.*

Assessment Procedure

Time	Oral Examiner 1 (External)	Oral Examiner 2 (Internal)
0:00 0:02	<p>1. OE1 takes Student 1 (S1) to the preparation desk and checks his/her Student's Handbook/Card. OE1 gives the Reading Aloud text to him/her.</p> <div style="border: 1px solid black; padding: 5px; margin: 10px 0;"> <p><i>“You will have two minutes to prepare for the oral assessment. You will have to read this text aloud to the teacher. Then the teacher will ask you some questions. You may start now.”</i></p> </div> <p>2. OE1 sets the timer to 2 minutes and starts the timer.</p> <p>Student 1: Preparation Reading Aloud</p>	
0:02 0:03	<p>3. OE1 asks S1 to come up to the front for oral assessment.</p> <div style="border: 1px solid black; padding: 5px; margin: 10px 0;"> <p><i>“Time is up. Bring the paper and follow me.”</i></p> </div>	<p>4. OE2 leads Student 2 (S2) to the preparation desk and checks his/her Student's Handbook/Card. OE2 gives the Picture Card to S2.</p> <div style="border: 1px solid black; padding: 5px; margin: 10px 0;"> <p><i>“You will have three minutes to prepare for the oral assessment. At the end, the teacher will ask you some questions about the picture(s). You may start now.”</i></p> </div>

Time	Oral Examiner 1 (External)	Oral Examiner 2 (Internal)
<p>0:03 0:06</p>	<p>5. OE1 greets S1 and asks the following questions: <i>(no score level will be awarded)</i></p> <div data-bbox="323 459 783 701" style="border: 1px solid black; padding: 5px;"> <ul style="list-style-type: none"> • <i>Good morning/afternoon, I'm Ms/Mr XXX.</i> • <i>How are you?</i> • <i>What's your name?</i> • <i>What's your class number?</i> </div> <p>6. OE1 tells S1 to read the text aloud.</p> <div data-bbox="323 819 783 965" style="border: 1px solid black; padding: 5px;"> <p><i>"You will have one minute to read this text aloud. You may start now."</i></p> </div> <p>8. When S1 finishes reading the text aloud, OE1 collects the Reading Aloud text from S1.</p> <p>9. OE1 asks S1 questions related to his/her personal experiences.</p> <div data-bbox="311 1288 794 1514" style="border: 1px solid black; padding: 5px; background-color: #f0f0f0;"> <p>Refer to relevant questions for Expression of Personal Experiences (see 3ES01 / 3ES03 in 3EST1; 3ES05 / 3ES07 in 3EST2).</p> </div> <p>Remarks: Wherever appropriate, ask:</p> <div data-bbox="323 1648 807 1760" style="border: 1px solid black; padding: 5px;"> <p><i>"What else do you...?"</i> or <i>"Please tell me more about..."</i></p> </div> <p>to encourage students to elaborate on their answers.</p>	<p>Student 2: Preparation Picture Description</p> <p>7. OE2 sets the timer to 3 minutes and starts the timer.</p>

Time	Oral Examiner 1 (External)	Oral Examiner 2 (Internal)
0:06 0:07	<p>10. At the end of Personal Experiences, OE1 gives a souvenir to S1.</p> <div data-bbox="325 405 761 645" style="border: 1px solid black; padding: 5px; margin: 10px 0;"> <p><i>“Thank you. This is the end of the oral assessment. Here is a souvenir for you. You may go back to your classroom. Goodbye.”</i></p> </div> <p>11. OE1 takes S3 to the preparation desk. Repeat Step 1 for S3.</p>	<p>12. OE2 takes S2 to the front for oral assessment.</p> <div data-bbox="901 450 1362 607" style="border: 1px solid black; padding: 5px; margin: 10px 0;"> <p><i>“Time is up. Please bring the Picture Card and follow me.”</i></p> </div>
0:07 0:09	<p>Student 3: Preparation Reading Aloud</p> <p>15. OE1 sets the timer to 2 minutes and starts the timer.</p>	<p>13. OE2 greets S2 and asks the following questions: <i>(no score level will be awarded)</i></p> <div data-bbox="879 972 1386 1200" style="border: 1px solid black; padding: 5px; margin: 10px 0;"> <ul style="list-style-type: none"> • <i>Good morning/afternoon, I’m Ms/Mr XXX.</i> • <i>How are you?</i> • <i>What’s your name?</i> • <i>What’s your class number?</i> </div> <p>14. OE2 asks S2 questions related to the picture(s).</p> <div data-bbox="863 1359 1401 1554" style="border: 1px solid black; padding: 5px; margin: 10px 0; background-color: #e0e0e0;"> <p>Refer to relevant questions for Picture Description (see 3ES02 / 3ES04 in 3EST1; 3ES06 / 3ES08 in 3EST2).</p> </div> <p>Remarks: Wherever appropriate, ask:</p> <div data-bbox="901 1648 1362 1760" style="border: 1px solid black; padding: 5px; margin: 10px 0;"> <p><i>“What else do you...?”</i> or <i>“Please tell me more about...”</i></p> </div> <p>to encourage students to elaborate on their answers.</p>

Time	Oral Examiner 1 (External)	Oral Examiner 2 (Internal)
0:09 0:10	Repeat Step 3 for S3.	16. OE2 collects the Picture Card from S2. <div data-bbox="877 353 1356 586" style="border: 1px solid black; padding: 5px; margin: 10px auto; width: fit-content;"> <p style="text-align: center;"><i>“Thank you. This is the end of the oral assessment. Here is a souvenir for you. You may go back to your classroom. Goodbye.”</i></p> </div> 17. OE2 takes S4 to the preparation desk. Repeat Step 4 for S4.
0:10 0:13	Student 3: Assessment Spontaneous Language Use, Reading Aloud & Personal Experiences Repeat Steps 5 – 6 and 8 – 9 for S3.	Student 4: Preparation Picture Description Repeat Step 7.
0:13 0:14	Repeat Step 10 for S3. Repeat Step 11 for S5.	Repeat Step 12 for S4.
0:14 0:16	Student 5: Preparation Reading Aloud Repeat Step 15.	Student 4: Assessment Spontaneous Language Use & Picture Description Repeat Steps 13 – 14 for S4.
0:16 0:17	Repeat Step 3 for S5.	Repeat Step 16 for S4. Repeat Step 17 for S6.

Time	Oral Examiner 1 (External)	Oral Examiner 2 (Internal)
0:17 0:20	Student 5: Assessment Spontaneous Language Use, Reading Aloud & Personal Experiences Repeat Steps 5 – 6 and 8 – 9 for S5.	Student 6: Preparation Picture Description Repeat Step 7.
0:20 0:21	Repeat Step 10 for S5.	Repeat Step 12 for S6.
0:21 0:23	Repeat Step 15.	Student 6: Assessment Spontaneous Language Use, Picture Description Repeat Steps 13 – 14 and 16 for S6.

THE END

Part 1: Reading Aloud

Read the following text aloud.

Cook the eggs.

Cut the ham.

Butter the bread.

Make a cup of tea.

Set the table.

Knock on the bedroom door.

“Wake up, Mum.

It’s time for breakfast.”

Part 2: Expression of Personal Experiences

The teacher will ask you some questions. Answer them.


END OF PAPER

SAMPLE

3 E S O 2

Here are some pictures about different hobbies. Study the pictures and answer the teacher's questions.


Picture 1



Picture 2



Picture 3



END OF PAPER

©Education Bureau, HKSAR 20XX

Prepared by the Hong Kong Examinations and Assessment Authority

Part 1: Reading Aloud

Read the following text aloud.

My Classmate

Candy and I are in the same class.

She is beautiful and kind.

She is good at music and art.

Many teachers and classmates like her.

I am her best friend.

We do our homework and play after school.

Part 2: Expression of Personal Experiences

The teacher will ask you some questions. Answer them.

END OF PAPER

This is a picture about people in a shopping centre. Study the picture and answer the teacher's questions.



END OF PAPER

SAMPLE

3 | E | S | T | 1

Education Bureau

Territory-wide System Assessment 20XX

Primary 3

English Language

Speaking

Questions for Oral Examiners

3ES01 Expression of Personal Experiences

3ES02 Picture Description

3ES03 Expression of Personal Experiences

3ES04 Picture Description

Expression of Personal Experiences

- What do you like doing after school?
- Why do you like _____?
- Who do you _____ with?
- When do you _____?
- Where do you _____?

Picture Description

- Look at this picture. What's the boy doing? (*point to Picture 1*)
- What's the weather like?
- What's the girl doing? (*point to Picture 2*)
- Where are the children? (*point to Picture 3*)
- What are they doing?

Expression of Personal Experiences

- Do you like your classmates? Why / Why not?
- Who is your best friend? Why?
- What do you do with your best friend?
- What is he/she good at?
- What does he/she like doing?
- What do you like doing?

Picture Description

- What festival is it?
- What can you see in this shopping centre?
- How do they feel? (*point to the children receiving presents*)
Why?
- What is this man doing? (*point to the man taking a photo*)
- What is this woman doing? (*point to the woman carrying lots of shopping bags*)
- How does she feel? Why?
- How does this boy feel? (*point to the boy crying*) Why?

END

**Education Bureau
Territory-wide System Assessment 2023
Primary 3 English Language
Speaking
Marking Scheme**

P. 3

Reading Aloud

BC Descriptor	Score Level	Descriptor
Reading Aloud • Showing a basic understanding of short, simple and familiar texts by reading aloud the texts clearly and comprehensibly (KS, ES)	4	<ul style="list-style-type: none"> • Reads fluently and clearly with appropriate pausing and intonation • Makes very few or no pronunciation mistakes
	3	<ul style="list-style-type: none"> • Reads fluently and clearly • Makes very few or no pronunciation mistakes
	2	<ul style="list-style-type: none"> • Reads quite clearly • Makes some mistakes in pronunciation
	1	<ul style="list-style-type: none"> • Reads hesitantly with many mistakes in pronunciation • Skips words or phrases occasionally
	0	<ul style="list-style-type: none"> • Reads only a few words

Education Bureau
Territory-wide System Assessment 2023
Primary 3 English Language
Speaking
Marking Scheme

P. 3

Expression of Personal Experiences

BC Descriptor	Score Level	Descriptor	Remark
Personal Experiences <ul style="list-style-type: none"> • Providing short answers to short and simple questions (IS, KS, ES) 	4	<ul style="list-style-type: none"> • Provides relevant answers to most of the questions* and gives elaboration to some of the questions • Responds to most of the questions* naturally and readily 	<ul style="list-style-type: none"> • *Although ‘Yes/No’ questions can be used to prompt students, they are not counted if students merely provide ‘Yes/No’ answers without elaboration. • Do not penalize students for pronunciation or grammatical mistakes that do not interfere with the communication of ideas.
	3	<ul style="list-style-type: none"> • Provides relevant answers to most of the questions* with no or little prompting • Responds to most of the questions* naturally 	
	2	<ul style="list-style-type: none"> • Provides brief answers to some of the questions* with some prompting • Responds to some of the questions hesitantly 	
	1	<ul style="list-style-type: none"> • Provides brief answers to at least two questions* but with difficulty • Responds to most of the questions hesitantly 	
	0	<ul style="list-style-type: none"> • Gives one or no comprehensible responses to the questions* • Gives irrelevant answers to most of the questions 	

Education Bureau
Territory-wide System Assessment 2023
Primary 3 English Language
Speaking
Marking Scheme

Picture Description

BC Descriptor	Score Level	Descriptor	Remark
Content <ul style="list-style-type: none"> • Providing short answers to short and simple questions (IS, KS, ES) 	4	<ul style="list-style-type: none"> • Provides relevant answers to most of the questions* and gives elaboration to some of the questions • Responds to most of the questions* naturally and readily 	<ul style="list-style-type: none"> • *Although ‘Yes/No’ questions can be used to prompt students, they are not counted if students merely provide ‘Yes/No’ answers without elaboration. • Do not penalize students for pronunciation or grammatical mistakes that do not interfere with the communication of ideas.
	3	<ul style="list-style-type: none"> • Provides relevant answers to most of the questions* with no or little prompting • Responds to most of the questions* naturally 	
	2	<ul style="list-style-type: none"> • Provides brief answers to some of the questions* with some prompting • Responds to some of the questions hesitantly 	
	1	<ul style="list-style-type: none"> • Provides brief answers to at least two questions* but with difficulty • Responds to most of the questions hesitantly 	
	0	<ul style="list-style-type: none"> • Gives one or no comprehensible responses to the questions* • Gives irrelevant answers to most of the questions 	
Pronunciation <ul style="list-style-type: none"> • Pronouncing simple and familiar words comprehensibly (KS) 	2	<ul style="list-style-type: none"> • Speaks clearly and readily with very few mistakes in pronunciation 	
	1	<ul style="list-style-type: none"> • Speaks quite clearly despite a few mistakes in pronunciation 	
	0	<ul style="list-style-type: none"> • Speaks unclearly with many mistakes in pronunciation 	

EACH Oral Examiner must rate ALL STUDENTS for BOTH COMPONENTS.

Examiner Code : ⁽¹⁾ P ⁽²⁾ 2 ⁽³⁾ 3 ⁽⁴⁾ E ⁽⁵⁾ 1 ⁽⁶⁾ 2 ⁽⁷⁾ 3 ⁽⁸⁾ 4 ⁽⁹⁾ 5 Date : 2 May 2023 #Session : A.M. P.M.

School Code : P ⁽¹⁰⁾ 9 ⁽¹¹⁾ 9 ⁽¹²⁾ 9 Participating School Name : Happy Primary School

Paper Code : ⁽¹³⁾ 3 ⁽¹⁴⁾ E ⁽¹⁵⁾ S ⁽¹⁶⁾ 0 ⁽¹⁷⁾ 1

Student Order	(18) (19) Class @	(20) (21) Class No. @	(22) Reading Aloud (0 – 4)	(23) Personal Experiences (0 – 4)	Remark
1	3 A	0 1	2	2	
3	3 A	2 8	3	3	
5	3 A	3 4	2	3	

Paper Code : ⁽²⁴⁾ 3 ⁽²⁵⁾ E ⁽²⁶⁾ S ⁽²⁷⁾ 0 ⁽²⁸⁾ 2

Student Order	(29) (30) Class @	(31) (32) Class No. @	(28) Picture Description		Remark
			(33) Content (0 – 4)	(34) Pronunciation (0 – 2)	
2	3 A	0 6	3	2	
4	3 A	3 0	4	2	
6	3 B	1 9	3	2	

Paper Code : ⁽³⁵⁾ 3 ⁽³⁶⁾ E ⁽³⁷⁾ S ⁽³⁸⁾ 0 ⁽³⁹⁾ 1

Student Order	(40) (41) Class @	(42) (43) Class No. @	(44) Reading Aloud (0 – 4)	(45) Personal Experiences (0 – 4)	Remark
7	3 B	2 8	3	3	
9	3 B	3 1	3	2	
11	3 C	0 2	1	1	

Paper Code : ⁽⁴⁶⁾ 3 ⁽⁴⁷⁾ E ⁽⁴⁸⁾ S ⁽⁴⁹⁾ 0 ⁽⁵⁰⁾ 2

Student Order	(51) (52) Class @	(53) (54) Class No. @	(50) Picture Description		Remark
			(55) Content (0 – 4)	(56) Pronunciation (0 – 2)	
8	3 B	2 9	4	2	
10	3 B	3 3	3	2	
12	3 C	0 7	2	2	

Paper Code : ⁽⁵⁷⁾ 3 ⁽⁵⁸⁾ E ⁽⁵⁹⁾ S ⁽⁶⁰⁾ 0 ⁽⁶¹⁾ 3

Student Order	(62) (63) Class @	(64) (65) Class No. @	(66) Reading Aloud (0 – 4)	(67) Personal Experiences (0 – 4)	Remark
13	3 C	2 4	3	2	
15	3 D	0 4	2	2	
17	3 D	2 1	1	1	

@ Complete Class and Class No. according to the order of the Student Sample List. With 1-digit Class No., write '0', e.g. '07'.

Tick where appropriate.

Please sign the score sheet on the next page.

P . T . O .

Paper Code : ⁽⁶⁸⁾ 3 ⁽⁷²⁾ E S 0 4

Student Order	^{(73) (74)} Class [@]	^{(75) (76)} Class No. [@]	Picture Description		Remark
			⁽⁷⁷⁾ Content (0-4)	⁽⁷⁸⁾ Pronunciation (0-2)	
14	3 C	3 5	1	1	
16	3 D	1 2	2	1	
18	3 D	2 2	1	1	

Paper Code : ⁽⁷⁹⁾ 3 ⁽⁸³⁾ E S 0 3

Student Order	^{(84) (85)} Class [@]	^{(86) (87)} Class No. [@]	⁽⁸⁸⁾ Reading Aloud (0-4)	⁽⁸⁹⁾ Personal Experiences (0-4)	Remark
			19	3 D	
21	3 E	0 9	2	2	
23	3 E	2 0	2	2	

Paper Code : ⁽⁹⁰⁾ 3 ⁽⁹⁴⁾ E S 0 4

Student Order	^{(95) (96)} Class [@]	^{(97) (98)} Class No. [@]	Picture Description		Remark
			⁽⁹⁹⁾ Content (0-4)	⁽¹⁰⁰⁾ Pronunciation (0-2)	
20	3 E	0 5	2	2	
22	3 E	1 4	2	2	
24	3 E	2 5	0	0	

Paper Code : ⁽¹⁰¹⁾ 3 ⁽¹⁰⁵⁾ E S

Student Order	^{(106) (107)} Class [@]	^{(108) (109)} Class No. [@]	⁽¹¹⁰⁾ Reading Aloud (0-4)	⁽¹¹¹⁾ Personal Experiences (0-4)	Remark
			25	3	
27	3				
29	3				

Paper Code : ⁽¹¹²⁾ 3 ⁽¹¹⁶⁾ E S

Student Order	^{(117) (118)} Class [@]	^{(119) (120)} Class No. [@]	Picture Description		Remark
			⁽¹²¹⁾ Content (0-4)	⁽¹²²⁾ Pronunciation (0-2)	
26	3				
28	3				
30	3				

[@] Complete Class and Class No. according to the order of the Student Sample List. With 1-digit Class No., write '0', e.g. '07'.

I declare that: (☑ as appropriate)

<p style="text-align: center;">Internal Oral Examiner</p> <p><input type="checkbox"/> I have a personal relationship with the aforementioned student(s) assessed (e.g. my neighbour living next door, my nephew/niece), and the class(es) and class no(s). are as follows:</p> <p>_____</p> <p>_____</p>	<p style="text-align: center;">External Oral Examiner</p> <p><input checked="" type="checkbox"/> I do not know any of the aforementioned students assessed.</p> <p><input type="checkbox"/> I have a personal relationship with the aforementioned student(s) assessed (e.g. my neighbour living next door, my nephew/niece), and the class(es) and class no(s). are as follows:</p> <p>_____</p> <p>_____</p>
--	--

Name : LI MEI LAI
(BLOCK LETTERS)

*Signature of Oral Examiner : Mei Lai
(*Sign with a ballpoint pen.)

此表格資料由說話能力主考員
填寫，評估行政主任確認
Information to be
filled in by Oral Examiners and
endorsed by Assessment
Administration Supervisor

SAMPLE

2023 年全港性系統評估 (小學)
Territory-wide System Assessment 2023
(Primary Schools)
說話評估總結表
Assessment Summary for Oral Assessments

學校名稱 Name of School:	<i>Happy Primary School</i>	上午校 / 下午校 / 全日制* A.M. / P.M. / W.D.*	學校編號 School Code:	<i>P999</i>
科目* Subject*:	中國語文科說話評估 Chinese Oral Assessment	/	英國語文科說話評估 English Oral Assessment	日期 Date:
參與學生人數 No. of Students Participated:	<i>24</i>			級別 Level:

*請圈起適用者

Please circle where appropriate

參與學生 Students Participated					
班別 Class	學號 Class Numbers	班別 Class	學號 Class Numbers	班別 Class	學號 Class Numbers
<i>3A</i>	<i>01 / 28 / 34 / 06</i>	<i>3B</i>	<i>33 / / /</i>	<i>3D</i>	<i>35 / / /</i>
<i>3A</i>	<i>30 / / /</i>	<i>3C</i>	<i>02 / 07 / 24 / 35</i>	<i>3E</i>	<i>09 / 20 / 05 / 14</i>
<i>3B</i>	<i>19 / 28 / 31 / 29</i>	<i>3D</i>	<i>04 / 21 / 12 / 22</i>	<i>3E</i>	<i>25 / / /</i>

缺席學生 (如適用) Absentees (if applicable)	
---	--

學生雖被選中，但由於以下原因，未能參與評估：

List of originally selected students who did not participate in the assessment for the reasons given below:

- A 身體不適或缺席
Sick or absent
- B 未能出示任何身份證明文件 (如手冊、學生證、學校正式文件等)
Unable to produce any identification documents (e.g. handbooks, student cards, official school document, etc.)
- C 正在接受強制隔離
Undergoing mandatory quarantine
- D 其他 (請簡述原因)
Others (Please briefly give reasons)

缺席學生班別/班號 Class/Class No. of Absentee	未能參與之原因 (請在適當方格內填上「✓」號) Reason for not participating (Please put a "✓" in the appropriate box)
<i>3A 32</i>	<input checked="" type="checkbox"/> A <input type="checkbox"/> B <input type="checkbox"/> C <input type="checkbox"/> D 原因 Reason : _____
	<input type="checkbox"/> A <input type="checkbox"/> B <input type="checkbox"/> C <input type="checkbox"/> D 原因 Reason : _____
	<input type="checkbox"/> A <input type="checkbox"/> B <input type="checkbox"/> C <input type="checkbox"/> D 原因 Reason : _____
	<input type="checkbox"/> A <input type="checkbox"/> B <input type="checkbox"/> C <input type="checkbox"/> D 原因 Reason : _____
	<input type="checkbox"/> A <input type="checkbox"/> B <input type="checkbox"/> C <input type="checkbox"/> D 原因 Reason : _____

缺席學生班別/班號 Class/Class No. of Absentee	未能參與之原因 (請在適當方格內填上「✓」號) Reason for not participating (Please put a "✓" in the appropriate box)
	<input type="checkbox"/> A <input type="checkbox"/> B <input type="checkbox"/> C <input type="checkbox"/> D 原因 Reason : _____
	<input type="checkbox"/> A <input type="checkbox"/> B <input type="checkbox"/> C <input type="checkbox"/> D 原因 Reason : _____
	<input type="checkbox"/> A <input type="checkbox"/> B <input type="checkbox"/> C <input type="checkbox"/> D 原因 Reason : _____
	<input type="checkbox"/> A <input type="checkbox"/> B <input type="checkbox"/> C <input type="checkbox"/> D 原因 Reason : _____
	<input type="checkbox"/> A <input type="checkbox"/> B <input type="checkbox"/> C <input type="checkbox"/> D 原因 Reason : _____
	<input type="checkbox"/> A <input type="checkbox"/> B <input type="checkbox"/> C <input type="checkbox"/> D 原因 Reason : _____
	<input type="checkbox"/> A <input type="checkbox"/> B <input type="checkbox"/> C <input type="checkbox"/> D 原因 Reason : _____
	<input type="checkbox"/> A <input type="checkbox"/> B <input type="checkbox"/> C <input type="checkbox"/> D 原因 Reason : _____
	<input type="checkbox"/> A <input type="checkbox"/> B <input type="checkbox"/> C <input type="checkbox"/> D 原因 Reason : _____

評估時發生的其他特別事故 Other Irregularities Occurred during the Assessment Session
NIL

說話能力主考員 1 姓名: Name of Oral Examiner 1: <u>Sheung Hoi Sum</u>	簽署: Signature#: <u>Hoi Sum</u>
說話能力主考員 2 姓名: Name of Oral Examiner 2: <u>Li Mei Lai</u>	簽署: Signature#: <u>Mei Lai</u>
評估行政主任姓名: Name of Assessment Administration Supervisor: <u>Chan Tai Man</u>	簽署: Signature#: <u>T Chan</u>

#Sign with a ballpoint pen.

