



**Before the commencement of the webinar, please download all the materials for Oral Examiners by scanning the following QR codes.**



**Primary 3**



**Primary 6**

- **Information Sheet for Fresh Oral Examiners**
- **Oral Examiners' Handbook**
- **User Guide for Online Training**



香港考試及評核局  
Hong Kong  
Examinations and  
Assessment Authority

# **Territory-wide System Assessment 2023**

## **Primary (English Language)**

### **Speaking**

#### **Oral Examiners' Training Webinar**

#### **1 April 2023**



## Rundown

Time	Programme	Facilitator
<b>9:00 – 9:45 (45 minutes)</b>	<b>Information for Primary 3 English Language Oral Assessment</b>	Ms Christine Leung Subject Manager Education Assessment Services Division HKEAA
<b>9:45 – 10:30 (45 minutes)</b>	<b>Information for Primary 6 English Language Oral Assessment</b>	Ms Tiffany Wong Senior Officer Education Assessment Services Division HKEAA
	<b>Question and Answer Session</b>	

# Arrangement for TSA 2023

## Primary 3 Oral Assessment (English Language)

<b>Dates:</b>	2 May 2023 (Tue) & 3 May 2023 (Wed)		
<b>Reserve Date:</b>	5 May 2023 (Fri)		
<b>Sessions:</b>	<u>Session 1</u>	<u>Session 2</u>	<u>Session 3</u>
	2 May 2023 (AM)	2 May 2023 (PM)	3 May 2023 (AM)
	AM session: Report duty before 8:15 am PM session: Report duty before 1:15 pm		



# Arrangement for TSA 2023

## Primary 3 Oral Assessment (English Language)

### Oral Components:


- Reading Aloud & Personal Experiences
- Picture Description



# Arrangement for TSA 2023

## Primary 3 Oral Assessment (English Language)

### Before the Assessment



**NEW for 2023!**

## Important Notes

1 The Oral Examiner's Report will be completed via **e-survey**.

2 Maintaining distance of '1.5 metres' is **optional**.

3 Wearing of mask is **optional**. This applies to both oral examiners and students.



**IMPORTANT**

OE's

1. The Oral Examiner's Report will be completed via e-survey. The QR code to access the survey will be in the OE Working File examiners receive on the day of the assessment.

**NOTICE TO EXAMINATION PERSONNEL**  
**PRECAUTIONARY MEASURES FOR TSA 2023 (ORAL ASSESSMENT)**

Due to the continued development of the COVID-19 pandemic, AAS, AAA, OEs and students should adhere to the following guidelines for conducting the oral assessment and when setting up the assessment room.

AAS/AAA/OE

1. Schools should set up body temperature screening at the school entrance and prepare alcohol sanitizer at the entrance of each assessment room for use. Schools should maintain good indoor ventilation and a clean, disinfected environment.
2. All exam personnel should take extra care and maintain strict environmental hygiene at schools.
3. The distance between the seats of OEs and students shall be at least 1.5 metres. Please refer to page 3 of the handbook for the setting of the assessment room.

AAS

1. The AAS must ensure that spatial separation of seating arrangement should be adopted in the waiting room for the oral assessment. To prevent overcrowding, the AAS must ensure that students should be spaced out while waiting outside the assessment room.

AAA

1. The AAA may ask students to briefly remove their masks during the checking of attendance in order to verify their identities.

OE's

1. Before admitting students to the assessment room, OEs should ensure that students are wearing their own masks properly (with nose, mouth and chin fully covered).
2. Students with serious sneezing/persistent coughing in the assessment room should be arranged to sit apart from others.

Students

1. Before entering the assessment room, students should put on their own surgical mask properly (with nose, mouth and chin fully covered) and rub their hands by using alcohol sanitizer gel placed in front of the entrance or the one they brought.
2. If any students have contracted a highly contagious disease (e.g. Measles, Chickenpox) or are under mandatory quarantine on the day of assessment, they must NOT attend the assessment.

# Before the Assessment

- On the day of the assessment, bring your:
  - **appointment letter**
  - **HKID card**
  - **Oral Examiners' Handbook (OE Handbook)**
- Put on the Oral Examiner Label
- Study the OE Handbook, question papers, 'Questions for Oral Examiners' and marking schemes





# Arrangement for TSA 2023

## Primary 3 Oral Assessment (English Language)

### Conducting the Assessment



# Conducting the Assessment

## Components, Duration and Paper Codes

Session	Reading Aloud & Personal Experiences	Picture Description	Questions for Oral Examiners
	Preparation: 2 minutes Assessment: 3 minutes (3ES01 / 3ES03 / 3ES05 / 3ES07)	Preparation: 3 minutes Assessment: 2 minutes (3ES02 / 3ES04 / 3ES06 / 3ES08)	
<b>Session 1</b> (2 May AM)	3ES01 & 3ES03	3ES02 & 3ES04	3EST1
<b>Session 2</b> (2 May PM)	3ES01 & 3ES03	3ES02 & 3ES04	3EST1
<b>Session 3</b> (3 May AM)	3ES05 & 3ES07	3ES06 & 3ES08	3EST2



# Conducting the Assessment

## Paper Allocation

(Please refer to the 'Reminder for P3 English Oral Examiners' on the day of assessment. )

Table for Assessing 13 or more than 13 Students

<i>Student</i>	<i>Paper Code (2 May)</i>	<i>Paper Code (3 May)</i>	<i>Scores given by</i>
1	3ES01	3ES05	Both Oral Examiners
2	3ES02	3ES06	
3	3ES01	3ES05	
4	3ES02	3ES06	
5	3ES01	3ES05	
6	3ES02	3ES06	
7	3ES01	3ES05	
8	3ES02	3ES06	
9	3ES01	3ES05	
10	3ES02	3ES06	
11	3ES01	3ES05	
12	3ES02	3ES06	

<i>Student</i>	<i>Paper Code (2 May)</i>	<i>Paper Code (3 May)</i>	<i>Scores given by</i>
13	3ES03	3ES07	Both Oral Examiners
14	3ES04	3ES08	
15	3ES03	3ES07	
16	3ES04	3ES08	
17	3ES03	3ES07	
18	3ES04	3ES08	
19	3ES03	3ES07	
20	3ES04	3ES08	
21	3ES03	3ES07	
22	3ES04	3ES08	
23	3ES03	3ES07	
24	3ES04	3ES08	
25	3ES03	3ES07	
26	3ES04	3ES08	
27	3ES03	3ES07	
28	3ES04	3ES08	
29	3ES03	3ES07	
30	3ES04	3ES08	



# Conducting the Assessment

## Paper Allocation

(Please refer to the 'Reminder for P3 English Oral Examiners' on the day of assessment. )

Table for Assessing 12 or less than 12 Students

<i>Student</i>	<i>Paper Code (2 May)</i>	<i>Paper Code (3 May)</i>	<i>Scores given by</i>
1	3ES01	3ES05	Both Oral Examiners
2	3ES02	3ES06	
3	3ES01	3ES05	
4	3ES02	3ES06	
5	3ES01	3ES05	
6	3ES02	3ES06	
7	3ES03	3ES07	
8	3ES04	3ES08	
9	3ES03	3ES07	
10	3ES04	3ES08	
11	3ES03	3ES07	
12	3ES04	3ES08	



# Arrangement for TSA 2023

## Primary 3 Oral Assessment (English Language)

### Assessment Procedures (OE Handbook, P.9-14)

<b>Time</b>	<b>Reading Aloud Personal Experiences Spontaneous Language Use*</b>	<b>Picture Description Spontaneous Language Use*</b>
<b>0:00</b>   <b>0:02</b>	<b>Student 1: Preparation</b> Reading Aloud 2 minutes	
<b>0:03</b>   <b>0:06</b>	<b>Student 1: Assessment</b> Spontaneous Language Use, Reading Aloud & Personal Experiences 3 minutes	<b>Student 2: Preparation</b> Picture Description 3 minutes
<b>0:07</b>   <b>0:09</b>		<b>Student 2: Assessment</b> Spontaneous Language Use & Picture Description 2 minutes

## General Points to Note

- Follow the assessment administration procedures
- Unseal the packs of assessment papers **in the oral assessment room** and protect the confidentiality of the question papers throughout the assessment
- Information regarding any aspect of the assessment and students' performances **MUST NOT be disclosed** to anyone
- If the student selected is absent, it is **NOT necessary** to replace the student with another student.



## General Points to Note

- Keep your mobile phone **off** during the entire oral assessment
- Familiarise yourself with the prompts
- Both Oral Examiners must be seated and ready for starting the assessment
- No score level will be awarded for Prompts for Spontaneous Language Use (OE Handbook, P.1)
- Put students at ease by giving **positive** reinforcement and **praise**
- Maintain **eye contact** with students
- **Minimise** your talking time
- Allow students at least **5 seconds** to think before they respond to the questions



# Suggested Prompts in Different Situations

(OE Handbook P.6)

## Situations

- **Students speak softly.**
- **Students keep silent**
  - **after 5 seconds of silence.**
  - **after another 5 seconds of silence.**
- **Students are hesitant.**
- **Students speak in Cantonese.**

## Prompts

- *“Please speak up. I can’t hear you.”*
- *Rephrase the question.*
- *Ask another question.*
- *Rephrase the question.*
- *“Please speak in English.”*





## General Points to Note

**EACH ORAL EXAMINER MUST RATE ALL STUDENTS FOR BOTH COMPONENTS consistently and independently** without discussion throughout the assessment according to the marking schemes

It is **NOT** necessary to allocate a certain percentage of students for each level

Do **NOT** give half a mark to any of the criteria

Do **NOT** count the mistakes

Do **NOT** compare students' performances


Exercise **BALANCED JUDGEMENT**



# Arrangement for TSA 2023

## Primary 3 Oral Assessment (English Language)

### After the Assessment



# Score Sheet for Oral Assessment

**SAMPLE** Territory-wide System Assessment 2023  
Primary 3 English Language  
Score Sheet for Oral Assessment **Primary 3**

EACH Oral Examiner must rate ALL STUDENTS for BOTH COMPONENTS.

Examiner Code: **P 2 3 E 1 2 3 4 5** Date: 2 May 2023 Session: A.M.  P.M.

School Code: **P 9 9 9** Participating School Name: Happy Primary School

Paper Code: **3 E S 0 1**

Student Order	(01/01) Class #	(02/01) Class No. #	(03) Reading Aloud (0-4)	(04) Personal Experiences (0-4)	Remark
1	2	A 0 1	2	2	
2	2	A 2 8	2	2	
3	2	A 3 4	2	2	

Paper Code: **3 E S 0 2**

Student Order	(01/02) Class #	(02/02) Class No. #	Picture Description		Remark
			(03) Content (0-4)	(04) Pronunciation (0-2)	
1	2	A 0 6	2	2	
2	2	A 2 0	4	2	
3	2	A 1 9	2	2	

Paper Code: **3 E S 0 1**

Student Order	(01/03) Class #	(02/03) Class No. #	(03) Reading Aloud (0-4)	(04) Personal Experiences (0-4)	Remark
1	2	B 2 8	2	2	
2	2	B 3 1	2	2	
3	2	B 0 2	1	1	

Paper Code: **3 E S 0 2**

Student Order	(01/04) Class #	(02/04) Class No. #	Picture Description		Remark
			(03) Content (0-4)	(04) Pronunciation (0-2)	
1	2	B 2 9	4	2	
2	2	B 3 2	2	2	
3	2	B 0 7	2	2	

Paper Code: **3 E S 0 3**

Student Order	(01/05) Class #	(02/05) Class No. #	(03) Reading Aloud (0-4)	(04) Personal Experiences (0-4)	Remark
11	2	C 2 4	2	2	
12	2	C 0 4	2	2	
13	2	C 2 1	1	1	

\* Complete Class and Class No. according to the order of the Student Sample List. With 1-digit Class No., with '0', e.g. '07'.  
† Tick (0) where appropriate.

Please sign the score sheet on the next page. **P. T. O.**

Paper Code: **3 E S 0 4**

Student Order	(01/06) Class #	(02/06) Class No. #	Picture Description		Remark
			(03) Content (0-4)	(04) Pronunciation (0-2)	
11	2	C 2 8	1	1	
12	2	C 1 2	2	1	
13	2	C 2 2	2	1	

Paper Code: **3 E S 0 3**

Student Order	(01/07) Class #	(02/07) Class No. #	(03) Reading Aloud (0-4)	(04) Personal Experiences (0-4)	Remark
11	2	D 2 8	0	0	
12	2	D 0 9	0	2	
13	2	D 2 0	2	2	

Paper Code: **3 E S 0 4**

Student Order	(01/08) Class #	(02/08) Class No. #	Picture Description		Remark
			(03) Content (0-4)	(04) Pronunciation (0-2)	
21	2	E 0 8	2	2	
22	2	E 1 4	2	2	
23	2	E 2 5	0	0	

Paper Code: **3 E S 0 1**

Student Order	(01/09) Class #	(02/09) Class No. #	(03) Reading Aloud (0-4)	(04) Personal Experiences (0-4)	Remark
21	2				
22	2				
23	2				

Paper Code: **3 E S 0 1**

Student Order	(01/10) Class #	(02/10) Class No. #	Picture Description		Remark
			(03) Content (0-4)	(04) Pronunciation (0-2)	
21	2				
22	2				
23	2				

I declare that: (if as appropriate)

<input type="checkbox"/> I have a personal relationship with the aforementioned student(s) assessed (e.g. my neighbour living next door, my nephew/niece), and the class(es) and class no(s), are as follows:	<input checked="" type="checkbox"/> I do not know any of the aforementioned student(s) assessed.
<input type="checkbox"/> I have a personal relationship with the aforementioned student(s) assessed (e.g. my neighbour living next door, my nephew/niece), and the class(es) and class no(s), are as follows:	<input type="checkbox"/> I do not know any of the aforementioned student(s) assessed.

Name: LI MEI LAI \*Signature of Oral Examiner: Mei Lai  
(BLOCK LETTERS) (\*Sign with a ballpoint pen.)

\*\*\* END \*\*\*



Complete the declaration & sign with a ballpoint pen

# Assessment Summary for Oral Assessments

此表格資料由賦能動力主考員填寫，評估行政主任覆閱  
Information to be filled in by Oral Examiners and endorsed by Assessment Administration Supervisor

SAMPLE

2023 年全港性系統評估 (小學)  
Territory-wide System Assessment 2023  
(Primary Schools)  
說話評估總結表  
Assessment Summary for Oral Assessments

學校名稱 Name of School:	Happy Primary School	上午校/下午校/全日校 A.M./P.M./W.D.S.	學校編號 School Code:	P999
科目* Subject*	中國語文科說話評估 Chinese Oral Assessment	英國語文科說話評估 English Oral Assessment	日期 Date:	2 May 23
參與學生人數 No. of Students Participated:	24		級別 Level:	P.3

\*請填此欄位  
Please tick where appropriate

參與學生 Students Participated					
班別 Class	學號 Class Numbers	班別 Class	學號 Class Numbers	班別 Class	學號 Class Numbers
3A	01 / 28 / 34 / 06	3B	33 / / /	3D	35 / / /
3A	30 / / /	3C	02 / 07 / 24 / 35	3E	09 / 20 / 05 / 14
3B	19 / 28 / 31 / 29	3D	04 / 21 / 12 / 22	3E	25 / / /

缺席學生 (如適用) Absentees (If applicable)	
學生被選中，但由於以下原因，未能參與評估： List of originally selected students who did not participate in the assessment for the reasons given below:	
A 身體不適或缺席 Sick or absent	
B 未能出示任何身份證明文件 (如手冊、學生證、學校正式文件等) Unable to produce any identification documents (e.g. handbooks, student cards, official school documents, etc.)	
C 正在接受強制隔離 Undergoing mandatory quarantine	
D 其他 (請簡述原因) Others (Please briefly give reasons)	
缺席學生班別/班號 Class/Class No. of Absentee	未能參與之原因 (請在適當方格內填上「✓」號) Reason for not participating (Please put a "✓" in the appropriate box)
3A 32	<input checked="" type="checkbox"/> A <input type="checkbox"/> B <input type="checkbox"/> C <input type="checkbox"/> D 原因 Reason: _____
	<input type="checkbox"/> A <input type="checkbox"/> B <input type="checkbox"/> C <input type="checkbox"/> D 原因 Reason: _____
	<input type="checkbox"/> A <input type="checkbox"/> B <input type="checkbox"/> C <input type="checkbox"/> D 原因 Reason: _____
	<input type="checkbox"/> A <input type="checkbox"/> B <input type="checkbox"/> C <input type="checkbox"/> D 原因 Reason: _____
	<input type="checkbox"/> A <input type="checkbox"/> B <input type="checkbox"/> C <input type="checkbox"/> D 原因 Reason: _____

27

缺席學生班別/班號 Class/Class No. of Absentee	未能參與之原因 (請在適當方格內填上「✓」號) Reason for not participating (Please put a "✓" in the appropriate box)
	<input type="checkbox"/> A <input type="checkbox"/> B <input type="checkbox"/> C <input type="checkbox"/> D 原因 Reason: _____
	<input type="checkbox"/> A <input type="checkbox"/> B <input type="checkbox"/> C <input type="checkbox"/> D 原因 Reason: _____
	<input type="checkbox"/> A <input type="checkbox"/> B <input type="checkbox"/> C <input type="checkbox"/> D 原因 Reason: _____
	<input type="checkbox"/> A <input type="checkbox"/> B <input type="checkbox"/> C <input type="checkbox"/> D 原因 Reason: _____
	<input type="checkbox"/> A <input type="checkbox"/> B <input type="checkbox"/> C <input type="checkbox"/> D 原因 Reason: _____
	<input type="checkbox"/> A <input type="checkbox"/> B <input type="checkbox"/> C <input type="checkbox"/> D 原因 Reason: _____
	<input type="checkbox"/> A <input type="checkbox"/> B <input type="checkbox"/> C <input type="checkbox"/> D 原因 Reason: _____
	<input type="checkbox"/> A <input type="checkbox"/> B <input type="checkbox"/> C <input type="checkbox"/> D 原因 Reason: _____
	<input type="checkbox"/> A <input type="checkbox"/> B <input type="checkbox"/> C <input type="checkbox"/> D 原因 Reason: _____
	<input type="checkbox"/> A <input type="checkbox"/> B <input type="checkbox"/> C <input type="checkbox"/> D 原因 Reason: _____

評估時發生的其他特別事故 Other Irregularities Occurred during the Assessment Session
NIL

說話能力主考員 1 姓名: Name of Oral Examiner 1:	Sheung Hoi Sum	簽署: Signature:	Hoi Sum
說話能力主考員 2 姓名: Name of Oral Examiner 2:	Li Mei Lai	簽署: Signature:	Mei Lai
評估行政主任姓名: Name of Assessment Administration Supervisor:	Chan Tai Man	簽署: Signature:	T Chin

\*Sign with a ballpoint pen.

28

Complete the form & sign with a ballpoint pen



# NEW for 2023!

Hong Kong Examinations and Assessment Authority  
Education Assessment Services Division

Territory-wide System Assessment 2023  
Primary 3 English Language  
Oral Examiner's Report

For future planning of the TSA Oral Assessment, we would be pleased to receive feedback and your opinion about your experience as an oral examiner on or before **5 May 2023**. Thank you.

Name of Oral Examiner (e.g. Chan Tai Man):-

Oral Examiner Code (e.g. P23Exxxx):-

### I. Duration of the Assessment

1=Least Appropriate, 6=Most Appropriate

#### 1. Preparation time for students:-

	1	2	3	4	5	6
• Reading Aloud (2 mins)	<input type="radio"/>	<input type="radio"/>	<input type="radio"/>	<input type="radio"/>	<input type="radio"/>	<input type="radio"/>
• Picture Description (3 mins)	<input type="radio"/>	<input type="radio"/>	<input type="radio"/>	<input type="radio"/>	<input type="radio"/>	<input type="radio"/>

#### 2. Assessment time:-

	1	2	3	4	5	6
• Reading Aloud (1 min)	<input type="radio"/>	<input type="radio"/>	<input type="radio"/>	<input type="radio"/>	<input type="radio"/>	<input type="radio"/>
• Expression of Personal Experiences (2 mins)	<input type="radio"/>	<input type="radio"/>	<input type="radio"/>	<input type="radio"/>	<input type="radio"/>	<input type="radio"/>
• Picture Description (2 mins)	<input type="radio"/>	<input type="radio"/>	<input type="radio"/>	<input type="radio"/>	<input type="radio"/>	<input type="radio"/>

Suggestions for Improvement

Complete the Oral Examiner's Report with the QR code in the Oral Examiners' Working File **by 5 May**.



## After the Assessment

- Make sure the **Score Sheet for Oral Assessment** and **Assessment Summary for Oral Assessments** have been completed
- Sign all documents with a **ballpoint pen**
- Put the assessment materials into the appropriate **envelopes**  
(OE Handbook, P.5)



## Emergencies

If you are unable to conduct the Oral Assessment, please inform the TSA Administration Team at **3628 8181** from 6:30am to 7:00am.

Stand-by Oral Examiners must keep their mobile phones on from 6:30am in case of an emergency substitution.

In case of bad weather, pay attention to the public announcement broadcast on radio and television made by the Education Bureau.

## Enquiries

**For assessment administration matters**

**Please call 36288181**

**For subject and assessment related matters**

**Please call 36288188**



(OE Handbook, P.7)

# Conducting the Assessment





## Primary 3

# Reading Aloud & Expression of Personal Experiences

- Preparation: 2 minutes
- Assessment: 3 minutes (1 minute for Reading Aloud & 2 minutes for Expression of Personal Experiences)



**SAMPLE****3 E S O 1****Part 1: Reading Aloud**

Read the following text aloud.

Cook the eggs.  
Cut the ham.  
Butter the bread.  
Make a cup of tea.  
Set the table.  
Knock on the bedroom door.  
“Wake up, Mum.  
It’s time for breakfast.”

(OE Handbook, P.15)

**Part 2: Expression of Personal Experiences**

The teacher will ask you some questions. Answer them.

**END OF PAPER**



## P.3 Reading Aloud

- If the student stops for more than 3 seconds, read the word **ONCE** for the student.
- If the student stops again at another word for more than 3 seconds, ask him/her to go on or point to the next word without saying the word.
- When the student finishes reading, remember to **collect the reading text** from the student before doing Personal Experiences.

(OE Handbook, P.6)



# Reading Aloud Marking Scheme

BC Descriptor	Score Level	Descriptor
<b>Reading Aloud</b> <ul style="list-style-type: none"><li>• Showing a basic understanding of short, simple and familiar texts by reading aloud the texts clearly and comprehensibly (<b>KS, ES</b>)</li></ul>	<b>4</b>	<ul style="list-style-type: none"><li>• Reads fluently and clearly with appropriate pausing and intonation</li><li>• Makes very few or no pronunciation mistakes</li></ul>
	<b>3</b>	<ul style="list-style-type: none"><li>• Reads fluently and clearly</li><li>• Makes very few or no pronunciation mistakes</li></ul>
	<b>2</b>	<ul style="list-style-type: none"><li>• Reads quite clearly</li><li>• Makes some mistakes in pronunciation</li></ul>
	<b>1</b>	<ul style="list-style-type: none"><li>• Reads hesitantly with many mistakes in pronunciation</li><li>• Skips words or phrases occasionally</li></ul>
	<b>0</b>	<ul style="list-style-type: none"><li>• Reads only a few words</li></ul>



# Reading Aloud Marking Scheme

BC Descriptor	Score Level	Descriptor
<b>Reading Aloud</b> <ul style="list-style-type: none"><li>Showing a basic understanding of short, simple and familiar texts by reading aloud the texts clearly and comprehensibly (<b>KS, ES</b>)</li></ul>	<b>4</b>	<ul style="list-style-type: none"><li>Reads fluently and clearly with appropriate pausing and intonation</li><li>Makes very few or no pronunciation mistakes</li></ul>
	<b>3</b>	<ul style="list-style-type: none"><li>Reads fluently and clearly</li><li>Makes very few or no pronunciation mistakes</li></ul>
	<b>2</b>	<ul style="list-style-type: none"><li><b>Reads quite clearly</b></li><li><b>Makes some mistakes in pronunciation</b></li></ul>
	<b>1</b>	<ul style="list-style-type: none"><li>Reads hesitantly with many mistakes in pronunciation</li><li>Skips words or phrases occasionally</li></ul>
	<b>0</b>	<ul style="list-style-type: none"><li>Reads only a few words</li></ul>



## P.3 Expression of Personal Experiences / Picture Description

- Ask the relevant questions based on ‘Questions for Oral Examiners’.
- If the student only gives Yes/No responses or there is still some assessment time left after asking all the relevant questions, the Oral Examiner should elicit more responses by asking a variety of **open-ended questions related to the topic.**
- Provide opportunities for students to **elaborate** their answers.  
(OE Handbook, P.6)





# What is elaboration?

- **Providing additional information in response to Wh-questions with or without any further follow-up questions from the Oral Examiner.**



# Expression of Personal Experiences

An example of responses considered to be elaboration

**A: Where does your maid take you to swim?**

**S: She takes me to the building...a part of my building because there's a swimming pool over there.**

*(giving more information about the place)*



# Expression of Personal Experiences

An example of responses NOT considered to be elaboration

**A: What do you like to do after school?**

**S: I like doing homework after school.**

**A: What homework do you do?**

**S: I do Chinese, English, Maths and General Education.**

*(merely listing an activity / naming the subjects without further elaboration)*



# Questions for Oral Examiners

**SAMPLE**

**3 E S T 1**

**Education Bureau**

**Territory-wide System Assessment 20XX**

**Primary 3**

**English Language**

**Speaking**

(OE Handbook,  
P.19)

## **Questions for Oral Examiners**

<b>3ES01</b>	<b>Expression of Personal Experiences</b>
<b>3ES02</b>	<b>Picture Description</b>
<b>3ES03</b>	<b>Expression of Personal Experiences</b>
<b>3ES04</b>	<b>Picture Description</b>



**SAMPLE**

3ES01

**Expression of Personal Experiences**

- What do you like doing after school?
- Why do you like \_\_\_\_\_?
- Who do you \_\_\_\_\_ with?
- When do you \_\_\_\_\_?
- Where do you \_\_\_\_\_?

3ES02

**Picture Description**

- Look at this picture. What's the boy doing? (*point to Picture 1*)
- What's the weather like?
- What's the girl doing? (*point to Picture 2*)
- Where are the children? (*point to Picture 3*)
- What are they doing?

20XX-TSA-ENG-3EST1-2

20

**SAMPLE**

3ES03

**Expression of Personal Experiences**

- Do you like your classmates? Why / Why not?
- Who is your best friend? Why?
- What do you do with your best friend?
- What is he/she good at?
- What does he/she like doing?
- What do you like doing?

3ES04

**Picture Description**

- What festival is it?
- What can you see in this shopping centre?
- How do they feel? (*point to the children receiving presents*) Why?
- What is this man doing? (*point to the man taking a photo*)
- What is this woman doing? (*point to the woman carrying lots of shopping bags*)
- How does she feel? Why?
- How does this boy feel? (*point to the boy crying*) Why?

**END**

20XX-TSA-ENG-3EST1-3

21



# Expression of Personal Experiences

## Marking Scheme

BC Descriptor	Score Level	Descriptor	Remark
<b>Personal Experiences</b> <ul style="list-style-type: none"> <li>• Providing short answers to short and simple questions (IS, KS, ES)</li> </ul>	4	<ul style="list-style-type: none"> <li>• Provides relevant answers to most of the questions* and gives <b>elaboration</b> to some of the questions</li> <li>• Responds to most of the questions* naturally and readily</li> </ul>	<ul style="list-style-type: none"> <li>• *Although 'Yes/No' questions can be used to prompt students, they are not counted if students merely provide 'Yes/No' answers without elaboration.</li> <li>• Do not penalize students for pronunciation or grammatical mistakes that do not interfere with the communication of ideas.</li> </ul>
	3	<ul style="list-style-type: none"> <li>• Provides relevant answers to most of the questions* with no or little prompting</li> <li>• Responds to most of the questions* naturally</li> </ul>	
	2	<ul style="list-style-type: none"> <li>• Provides brief answers to some of the questions* with some prompting</li> <li>• Responds to some of the questions hesitantly</li> </ul>	
	1	<ul style="list-style-type: none"> <li>• Provides brief answers to at least two questions* but with difficulty</li> <li>• Responds to most of the questions hesitantly</li> </ul>	
	0	<ul style="list-style-type: none"> <li>• Gives one or no comprehensible responses to the questions*</li> <li>• Gives irrelevant answers to most of the questions</li> </ul>	




# Expression of Personal Experiences

## Marking Scheme

BC Descriptor	Score Level	Descriptor	Remark
<b>Personal Experiences</b> <ul style="list-style-type: none"> <li>• Providing short answers to short and simple questions (IS, KS, ES)</li> </ul>	4	<ul style="list-style-type: none"> <li>• Provides relevant answers to most of the questions* and gives <b>elaboration</b> to some of the questions</li> <li>• Responds to most of the questions* naturally and readily</li> </ul>	<ul style="list-style-type: none"> <li>• *Although 'Yes/No' questions can be used to prompt students, they are not counted if students merely provide 'Yes/No' answers without elaboration.</li> <li>• Do not penalize students for pronunciation or grammatical mistakes that do not interfere with the communication of ideas.</li> </ul>
	3	<ul style="list-style-type: none"> <li>• Provides relevant answers to most of the questions* with no or little prompting</li> <li>• Responds to most of the questions* naturally</li> </ul>	
	2	<ul style="list-style-type: none"> <li>• Provides brief answers to some of the questions* with some prompting</li> <li>• Responds to some of the questions hesitantly</li> </ul>	
	1	<ul style="list-style-type: none"> <li>• Provides brief answers to at least two questions* but with difficulty</li> <li>• Responds to most of the questions hesitantly</li> </ul>	
	0	<ul style="list-style-type: none"> <li>• Gives one or no comprehensible responses to the questions*</li> <li>• Gives irrelevant answers to most of the questions</li> </ul>	





# Expression of Personal Experiences

## Marking Scheme

BC Descriptor	Score Level	Descriptor	Remark
<b>Personal Experiences</b> <ul style="list-style-type: none"> <li>• Providing short answers to short and simple questions (IS, KS, ES)</li> </ul>	4	<ul style="list-style-type: none"> <li>• Provides relevant answers to most of the questions* and gives <b>elaboration</b> to some of the questions</li> <li>• Responds to most of the questions* naturally and readily</li> </ul>	<ul style="list-style-type: none"> <li>• *Although 'Yes/No' questions can be used to prompt students, they are not counted if students merely provide 'Yes/No' answers without elaboration.</li> <li>• Do not penalize students for pronunciation or grammatical mistakes that do not interfere with the communication of ideas.</li> </ul>
	3	<ul style="list-style-type: none"> <li>• Provides relevant answers to most of the questions* with no or little prompting</li> <li>• Responds to most of the questions* naturally</li> </ul>	
	2	<ul style="list-style-type: none"> <li>• Provides brief answers to some of the questions* with some prompting</li> <li>• Responds to some of the questions hesitantly</li> </ul>	
	1	<ul style="list-style-type: none"> <li>• Provides brief answers to at least two questions* but with difficulty</li> <li>• Responds to most of the questions hesitantly</li> </ul>	
	0	<ul style="list-style-type: none"> <li>• Gives one or no comprehensible responses to the questions*</li> <li>• Gives irrelevant answers to most of the questions</li> </ul>	



# Primary 3

## Picture Description

- Preparation: 3 minutes
- Assessment: 2 minutes



**SAMPLE**

**3 E S 0 2**

Here are some pictures about different hobbies. Study the pictures and answer the teacher's questions.

**Picture 1**



**Picture 2**



**Picture 3**



**END OF PAPER**

©Education Bureau, HKSAR 20XX  
Prepared by the Hong Kong Examinations and Assessment Authority

20XX-TSA-ENG-3ES02-2

16

(OE Handbook,  
P.16)

# Picture Description (Short answers)

An example of responses considered to be elaboration

**A: What are the children doing?**

**S: The children are swimming... in the swimming pool... They are swimming happily.**

*(telling where the children are and how the children feel)*



# Picture Description (Short answers)

An example of responses NOT considered to be elaboration

**A: What can you see in the picture?**

**S: There are towers, trees, grass and the lake.**

*(merely listing items)*



# Picture Description Marking Scheme


BC Descriptor	Score Level	Descriptor	Remark
<b>Content</b> <ul style="list-style-type: none"> <li>Providing short answers to short and simple questions (IS, <b>KS</b>, ES)</li> </ul>	<b>4</b>	<ul style="list-style-type: none"> <li>Provides relevant answers to most of the questions* and gives <b>elaboration</b> to some of the questions</li> <li>Responds to most of the questions* naturally and readily</li> </ul>	<ul style="list-style-type: none"> <li>*Although 'Yes/No' questions can be used to prompt students, they are not counted if students merely provide 'Yes/No' answers without elaboration.</li> <li>Do not penalize students for pronunciation or grammatical mistakes that do not interfere with the communication of ideas.</li> </ul>
	<b>3</b>	<ul style="list-style-type: none"> <li>Provides relevant answers to most of the questions* with no or little prompting</li> <li>Responds to most of the questions* naturally</li> </ul>	
	<b>2</b>	<ul style="list-style-type: none"> <li>Provides brief answers to some of the questions* with some prompting</li> <li>Responds to some of the questions hesitantly</li> </ul>	
	<b>1</b>	<ul style="list-style-type: none"> <li>Provides brief answers to at least two questions* but with difficulty</li> <li>Responds to most of the questions hesitantly</li> </ul>	
	<b>0</b>	<ul style="list-style-type: none"> <li>Gives one or no comprehensible responses to the questions*</li> <li>Gives irrelevant answers to most of the questions</li> </ul>	
<b>Pronunciation</b> <ul style="list-style-type: none"> <li>Pronouncing simple and familiar words comprehensibly (KS)</li> </ul>	<b>2</b>	<ul style="list-style-type: none"> <li>Speaks clearly and readily with very few mistakes in pronunciation</li> </ul>	
	<b>1</b>	<ul style="list-style-type: none"> <li>Speaks quite clearly despite a few mistakes in pronunciation</li> </ul>	
	<b>0</b>	<ul style="list-style-type: none"> <li>Speaks unclearly with many mistakes in pronunciation</li> </ul>	






# Picture Description Marking Scheme

BC Descriptor	Score Level	Descriptor	Remark
<b>Content</b> <ul style="list-style-type: none"> <li>Providing short answers to short and simple questions (IS, <b>KS</b>, ES)</li> </ul>	4	<ul style="list-style-type: none"> <li>Provides relevant answers to most of the questions* and gives <b>elaboration</b> to some of the questions</li> <li>Responds to most of the questions* naturally and readily</li> </ul>	<ul style="list-style-type: none"> <li>*Although 'Yes/No' questions can be used to prompt students, they are not counted if students merely provide 'Yes/No' answers without elaboration.</li> <li>Do not penalize students for pronunciation or grammatical mistakes that do not interfere with the communication of ideas.</li> </ul>
	3	<ul style="list-style-type: none"> <li>Provides relevant answers to most of the questions* with no or little prompting</li> <li>Responds to most of the questions* naturally</li> </ul>	
	2	<ul style="list-style-type: none"> <li>Provides brief answers to some of the questions* with some prompting</li> <li>Responds to some of the questions hesitantly</li> </ul>	
	1	<ul style="list-style-type: none"> <li>Provides brief answers to at least two questions* but with difficulty</li> <li>Responds to most of the questions hesitantly</li> </ul>	
	0	<ul style="list-style-type: none"> <li>Gives one or no comprehensible responses to the questions*</li> <li>Gives irrelevant answers to most of the questions</li> </ul>	
<b>Pronunciation</b> <ul style="list-style-type: none"> <li>Pronouncing simple and familiar words comprehensibly (KS)</li> </ul>	2	<ul style="list-style-type: none"> <li>Speaks clearly and readily with very few mistakes in pronunciation</li> </ul>	
	1	<ul style="list-style-type: none"> <li>Speaks quite clearly despite a few mistakes in pronunciation</li> </ul>	
	0	<ul style="list-style-type: none"> <li>Speaks unclearly with many mistakes in pronunciation</li> </ul>	



# Picture Description Marking Scheme

BC Descriptor	Score Level	Descriptor	Remark
<b>Content</b> <ul style="list-style-type: none"> <li>Providing short answers to short and simple questions (IS, <b>KS</b>, ES)</li> </ul>	4	<ul style="list-style-type: none"> <li>Provides relevant answers to most of the questions* and gives <b>elaboration</b> to some of the questions</li> <li>Responds to most of the questions* naturally and readily</li> </ul>	<ul style="list-style-type: none"> <li>*Although 'Yes/No' questions can be used to prompt students, they are not counted if students merely provide 'Yes/No' answers without elaboration.</li> <li>Do not penalize students for pronunciation or grammatical mistakes that do not interfere with the communication of ideas.</li> </ul>
	3	<ul style="list-style-type: none"> <li>Provides relevant answers to most of the questions* with no or little prompting</li> <li>Responds to most of the questions* naturally</li> </ul>	
	2	<ul style="list-style-type: none"> <li>Provides brief answers to some of the questions* with some prompting</li> <li>Responds to some of the questions hesitantly</li> </ul>	
	1	<ul style="list-style-type: none"> <li>Provides brief answers to at least two questions* but with difficulty</li> <li>Responds to most of the questions hesitantly</li> </ul>	
	0	<ul style="list-style-type: none"> <li>Gives one or no comprehensible responses to the questions*</li> <li>Gives irrelevant answers to most of the questions</li> </ul>	
<b>Pronunciation</b> <ul style="list-style-type: none"> <li>Pronouncing simple and familiar words comprehensibly (KS)</li> </ul>	2	<ul style="list-style-type: none"> <li>Speaks clearly and readily with very few mistakes in pronunciation</li> </ul>	
	1	<ul style="list-style-type: none"> <li>Speaks quite clearly despite a few mistakes in pronunciation</li> </ul>	
	0	<ul style="list-style-type: none"> <li>Speaks unclearly with many mistakes in pronunciation</li> </ul>	



# ONLINE TRAINING (Fresh OEs)

4 April (Tue)  
to  
18 April (Tue) (~5pm)

## Guidelines for Oral Examiners' Webinar and Online Training 2023 (Primary)

### A. Webinar

1. Time and Date: (English Language) 9:00 a.m. to 10:30 a.m., Saturday, 1 April 2023
2. Individual links and passwords for attending the webinar will be emailed directly to the teachers concerned by 21 March 2023.
3. The attendance record will be automatically saved on the system. Teachers who complete the webinar may continue the training in Part B.

### B. Online Training

1. Duration: 4 April – 18 April (18 April only until 5:00 pm)
2. System Requirements:
  - Google Chrome or Microsoft Edge on Windows 8.1 / Windows 10 / Windows 11; or Google Chrome on Mac OS X  
(Browsers must be able to support HTML 5)
  - A media player (e.g. QuickTime, Microsoft Windows Media Player 10 or above)
  - Adobe Reader 9 or above  
(Download the Adobe Reader here: [www.adobe.com/reader](http://www.adobe.com/reader))
  - Microsoft Office 2003 or above
  - Recommended screen resolution: 1024 x 768 pixels
3. Enter the website of Basic Competency Assessment: [www.bca.hkeaa.edu.hk](http://www.bca.hkeaa.edu.hk)
4. Enter "Login ID" and "Password".
5. Adjust the volume of the speaker before doing the online training.
6. Wait patiently when downloading the videos.
7. Complete the online training as early as possible to avoid network congestion.
8. For enquiries, call the TSA Administration Team at 3628 8181 or email at [tsa1@hkeaa.edu.hk](mailto:tsa1@hkeaa.edu.hk)

Complete the ONLINE TRAINING  
as stated in the guidelines



## Enquiries

Administration Matters: **3628 8181**

Subject and Assessment Related Matters: **3628 8188**

## Training materials

The training materials will be uploaded onto the BCA website:

**<http://www.bca.hkeaa.edu.hk>**

## Appointment letter

Upon completion of the online recruitment test with a passing mark, the Oral Examiners will receive the appointment letter by post by the end of April.



**Thank you!**

