




* 3 E R W 3 *

3	E	R	W	3
---	---	---	---	---



請把電腦條碼貼在方格內
Please stick the barcode label in the box.

Education Bureau

Territory-wide System Assessment 2011

Primary 3 English Language

Reading & Writing

Instructions:

學生須知：

1. Stick barcode labels on pages 1, 3, 5, 7 and 9 in the spaces provided.
在第 1、3、5、7 及 9 頁的適當位置貼上電腦條碼。
2. There are 19 pages in this Question-Answer Booklet.
Answer all questions.
本卷共有 19 頁，全部題目均須作答。
3. Do not write in the margins.
請勿在框線以外書寫。
4. Time allowed is 25 minutes.
評估時限為 25 分鐘。
5. Write your School Code, Class and Class Number in the boxes below.
在下面的方格內填寫學校編號、班別及班號。

Instructions for answering questions:

作答說明：

Multiple Choice Questions – Blacken the circle next to the correct answer with an **HB pencil**. For example:

選擇題 – 選出正確的答案，並用 **HB 鉛筆** 把該選項的圓圈塗黑和塗滿，如：

- | | | | | |
|-------------------------------------|----|-------------------------------------|--|--------------------------|
| <input checked="" type="radio"/> A. | | <input checked="" type="radio"/> A. | | <input type="radio"/> B. |
| <input type="radio"/> B. | or | <input type="radio"/> C. | | <input type="radio"/> D. |
| <input type="radio"/> C. | 或 | <input type="radio"/> C. | | |
| <input type="radio"/> D. | | | | |

Other Questions – Write your answers in the spaces provided.

其他題目 – 在適當的位置內填寫答案

School Code
學校編號

--	--	--

Class
班別

3	
---	--

Class No.
班號


--	--

此格只許填寫一個大楷英文字母
Write one capital letter in this box.

Part 1A

Sam is reading the front cover of a book.

Read the book cover.



Please do not write in the margin. 請勿在此書寫。

Please do not write in the margin. 請勿在此書寫。

請把電腦條碼貼在方格內
Please stick the barcode label in the box.



Choose the best answer by blackening the circle.

1. Who is the author of this book?
 - ☐ A. David Smith
 - ☐ B. Ann Cheung
 - ☐ C. Mary
 - ☐ D. Lisa Bruce
2. _____ is the publisher of this book.
 - ☐ A. Lisa Bruce
 - ☐ B. Mary at School
 - ☐ C. Happy Child Press
 - ☐ D. Ann Cheung
3. What is the title of this book?
 - ☐ A. Illustrated by David Smith and Lisa Bruce
 - ☐ B. Written by Ann Cheung
 - ☐ C. Happy Child Press
 - ☐ D. Mary at School

Please do not write in the margin. 請勿在此書寫。

Please do not write in the margin. 請勿在此書寫。

Part 1B

Sam is reading the contents page of the book in Part 1A.


Read the contents page.

Chapter	Contents	Page
One	<i>My Computer Lessons.....</i>	<i>1</i>
Two	<i>Badminton Club.....</i>	<i>4</i>
Three	<i>My Favourite Teacher.....</i>	<i>9</i>
Four	<i>In the Playground.....</i>	<i>13</i>


Choose the best answer by blackening the circle.

- How many chapters are there in this book?
☐ A. one
☐ B. two
☐ C. three
☐ D. four
- Chapter Two is about Mary's _____.
☐ A. favourite food
☐ B. favourite sport
☐ C. homework
☐ D. computer lessons

請把電腦條碼貼在方格內
Please stick the barcode label in the box.



3. Sam can see this picture in _____.



- ☐ A. *My Computer Lessons*
- ☐ B. *Badminton Club*
- ☐ C. *My Favourite Teacher*
- ☐ D. *In the Playground*

4. Sam can read about Mary's computer lessons on page _____.

- ☐ A. 2
- ☐ B. 5
- ☐ C. 10
- ☐ D. 14

Please do not write in the margin. 請勿在此書寫。

Please do not write in the margin. 請勿在此書寫。

Part 2

Sam is reading a book 'Make and Play' and is making a bookmark.

Read the book.

How to Make an Animal Bookmark



Things you need:

1. a piece of white cardboard



2. a pair of scissors



3. coloured pencils




4. a ribbon



Things to do:

1. Draw your favourite animal on the cardboard.
2. Colour the animal.
3. Cut out the animal with the scissors.
4. Make a small hole at the top of the animal.
5. Put the ribbon through the hole and tie it.

請把電腦條碼貼在方格內
Please stick the barcode label in the box.




Choose the best answer by blackening the circle.


1. How many things does Sam use to make the bookmark?

- ☐ A. two
- ☐ B. three
- ☐ C. four
- ☐ D. five


2. Which picture does Sam draw?



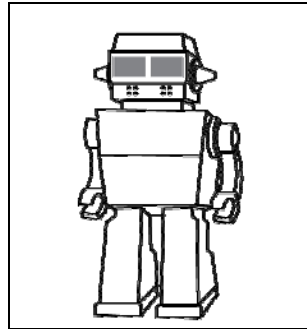
☐ A.



☐ B.



☐ C.



☐ D.

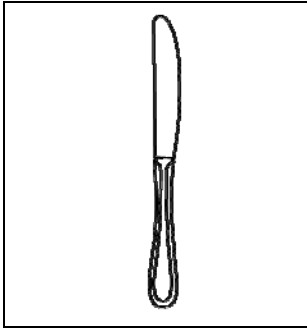
Please do not write in the margin. 請勿在此書寫。

Please do not write in the margin. 請勿在此書寫。

3. Sam draws the picture on _____.

- ☐ A. a ribbon
- ☐ B. a piece of cardboard
- ☐ C. the book 'Make and Play'
- ☐ D. a colouring book

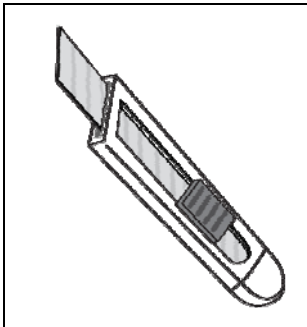
4. What does Sam use to cut out the picture?



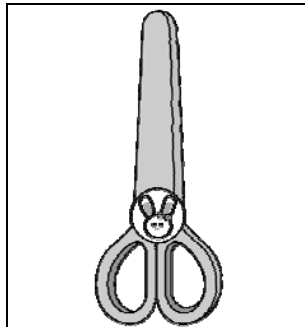
☐ A.



☐ B.



☐ C.



☐ D.

請把電腦條碼貼在方格內
Please stick the barcode label in the box.



5. After Sam makes a hole in the picture, he _____.

- ☐ A. puts the ribbon through the hole
- ☐ B. cuts out the picture
- ☐ C. colours the picture
- ☐ D. draws a new picture

Please do not write in the margin. 請勿在此書寫。

Please do not write in the margin. 請勿在此書寫。

Part 3

Sam is reading a poem.

Read the poem.

Keep Healthy

Let's be healthy, let's be strong,
Let's play sports, let's play ball,
Do exercise, run and walk,
They are good for all.

5

Take the bus up the hill,
To the swimming pool at the top,
Jump right in, start to swim,
Go every day, do not stop.

Move your arms, move your feet,
Exercise more and run around,
Touch your toes, touch your knees,
Enjoy yourself in the playground.

10

Rice and beans, and lots of fruit,
They are good for me and you,
Orange juice and milk are yummy,
Drink a lot of water, too.

15

Don't play too many computer games,
Go to bed early after a long day,
Take care of yourself and get good rest,
Enjoy your work and play.

20

Judy Brown

Please do not write in the margin. 請勿在此書寫。

Please do not write in the margin. 請勿在此書寫。

Choose the best answer by blackening the circle.

1. Read lines 2 – 4. The author does not talk about _____.




☐ A.



☐ B.



☐ C.



☐ D.

2. Read line 5: They are good for all. What does ‘They’ refer to?

- ☐ A. Computer games
- ☐ B. Orange juice and milk
- ☐ C. Rice and beans
- ☐ D. Sports

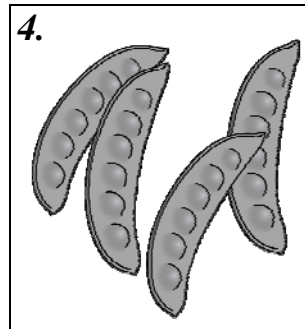
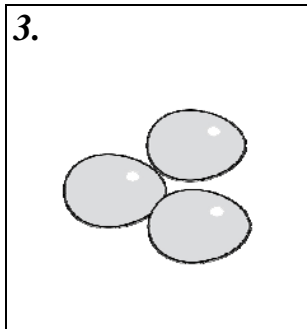
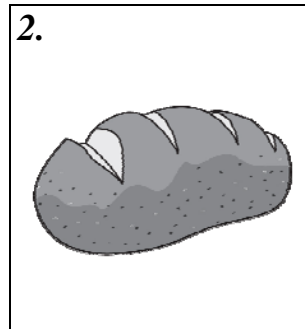

3. Read lines 6 – 9. It is good to _____ every day.

- ☐ A. jump
- ☐ B. swim
- ☐ C. take a bus
- ☐ D. go up the hill

4. Read lines 10 – 13. How can we make our body strong?

- ☐ A. drink orange juice and milk
- ☐ B. do exercise
- ☐ C. go to bed early
- ☐ D. eat rice and beans

5. What good food does the author write about?



- ☐ A. 1 and 4
- ☐ B. 2 and 3
- ☐ C. 1 and 3
- ☐ D. 2 and 4

6. Read lines 18 – 21. The author wants us to _____ after a long day.

- ☐ A. do exercise
- ☐ B. eat good food
- ☐ C. take good rest
- ☐ D. go swimming

Part 4

Sam is writing a letter to his friend about his new dog.


Read the letter.

Dear Peter,

I want to tell you about my new dog.

One rainy day, I walked near a park. I saw a dog running across the road. A car hit the dog. It lay on the road and it did not move. Its leg was hurt. I ran to the dog and it looked at me. It needed help.

Dr Wong's clinic was near the park. I carried the dog to the animal doctor. He put some medicine on the dog's leg. Later, I took the dog home.



After two days, the dog got better. I wanted it as my pet. My mum let me keep it. I was very happy. My mum and I gave the dog a name. We called it Peanut because it was small and brown. Peanut is my good friend now.

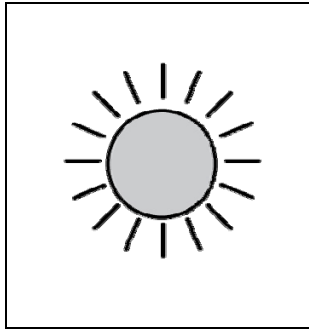
Your friend,
Sam

Please do not write in the margin. 請勿在此書寫。

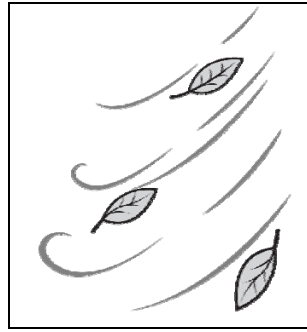
Please do not write in the margin. 請勿在此書寫。

Choose the best answer by blackening the circle.


1. What was the weather like when Sam walked near the park?




☐ A.



☐ B.




☐ C.



☐ D.


2. The car hit the dog. What did the dog do?




☐ A.



☐ B.



☐ C.



☐ D.

3. Read line 5. What does 'I' refer to?

- ☐ A. Peter
- ☐ B. Sam
- ☐ C. The animal doctor
- ☐ D. Sam's mum

4. Why did the dog look at Sam?

- ☐ A. It knew Sam.
- ☐ B. It was happy.
- ☐ C. It was small.
- ☐ D. It wanted help.

5. What did the animal doctor do to the dog?




☐ A.



☐ B.



☐ C.



☐ D.

6. Read line 12. Why was Sam happy?

- ☐ A. He played in the park.
- ☐ B. He helped the dog.
- ☐ C. The dog got better.
- ☐ D. His mum let him keep the dog.

7. Read line 13. What does 'We' refer to?

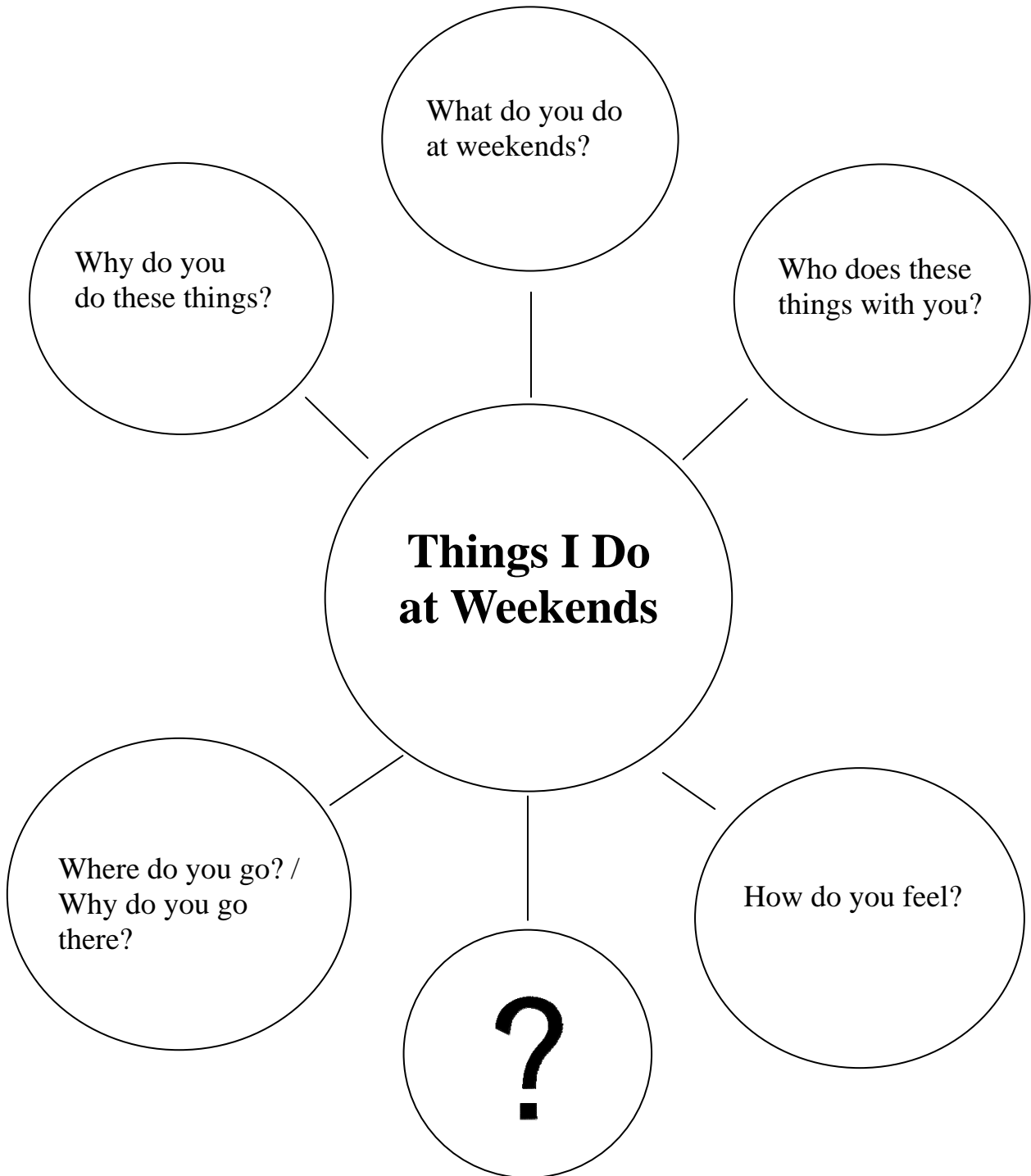
- ☐ A. Sam and his mum
- ☐ B. Sam and the dog
- ☐ C. The dog and the animal doctor
- ☐ D. Sam's mum and the animal doctor

Part 5

You are writing about things that you do at weekends.

Write about 30 words.

You may use your own ideas or the following questions to help you:



Please do not write in the margin. 請勿在此書寫。

Please do not write in the margin. 請勿在此書寫。

Please do not write in the margin. 請勿在此書寫。

I

Please do not write in the margin. 請勿在此書寫。

END OF PAPER

©Education Bureau, HKSAR 2011

Prepared by the Hong Kong Examinations and Assessment Authority

2011-TSA-ENG-3ERW3-20