



3	E	R	W	1
---	---	---	---	---

--

請把電腦條碼貼在方格內  
Please stick the barcode label in the box.

**Education Bureau**  
**Territory-wide System Assessment 2019**  
**Primary 3 English Language**  
**Reading & Writing**

**Instructions:**

**學生須知：**

1. Stick barcode labels on pages 1, 3 and 5 in the spaces provided.  
在第 1、3 及 5 頁的適當位置貼上電腦條碼。
2. There are 4 parts in this Question-Answer Booklet.  
Answer all questions.  
本卷共有 4 部分，全部題目均須作答。
3. Do not write in the margins.  
請勿在框線以外書寫。
4. Time allowed is 30 minutes.  
評估時限為 30 分鐘。
5. Write your School Code, Class and Class Number in the boxes below.  
在下面的方格內填寫學校編號、班別及班號。

**Instructions for answering questions:**

**作答說明：**

**Multiple Choice Questions** – Blacken the circle next to the correct answer with an **HB pencil**. For example:

**選擇題** – 選出正確的答案，並用 **HB 鉛筆** 把該選項的圓圈塗黑和塗滿，如：

- |                                     |    |                                     |  |                          |
|-------------------------------------|----|-------------------------------------|--|--------------------------|
| <input checked="" type="radio"/> A. |    | <input checked="" type="radio"/> A. |  | <input type="radio"/> B. |
| <input type="radio"/> B.            | or | <input type="radio"/> C.            |  | <input type="radio"/> D. |
| <input type="radio"/> C.            | 或  |                                     |  |                          |
| <input type="radio"/> D.            |    |                                     |  |                          |

**Other Questions** – Write your answers in the spaces provided.

**其他題目** – 在適當的位置內填寫答案

**School Code**  
**學校編號**

P			
---	--	--	--

**Class**  
**班別**

3	
---	--

**Class No.**  
**班號**

--	--

此格只許填寫一個大楷英文字母  
Write one capital letter in this box.


## Part 1

*Helen is reading some notes about gifts her classmates like.*


Read the notes.

### Favourite Gifts


Peter's Favourite Gift: ***Toy Car***

- blue
- from Grandma
- it can go very fast 


Jenny's Favourite Gift: ***Music Box***

- white
- from Mum
- the music is nice 

Mary's Favourite Gift: ***Watch***


- pink and white
- from Dad
- it is beautiful 

Ann's Favourite Gift: ***Bag***


- red and yellow
- from Uncle John
- it has a big star on it 

**Choose the best answer by blackening the circle.**


1. Which is Jenny's favourite gift?




☐ A.



☐ B.



☐ C.



☐ D.

Please do not write in the margin. 請勿在此書寫。

Please do not write in the margin. 請勿在此書寫。

請把電腦條碼貼在方格內  
Please stick the barcode label in the box.



Please do not write in the margin. 請勿在此書寫。

2. Mary's gift was from \_\_\_\_\_.

- |                                     |                              |
|-------------------------------------|------------------------------|
| <input type="radio"/> A. Grandma    | <input type="radio"/> B. Mum |
| <input type="radio"/> C. Uncle John | <input type="radio"/> D. Dad |

3. Peter likes the toy car because it is \_\_\_\_\_.

- |                                    |                               |
|------------------------------------|-------------------------------|
| <input type="radio"/> A. nice      | <input type="radio"/> B. fast |
| <input type="radio"/> C. beautiful | <input type="radio"/> D. big  |

4. What colour is the watch?

- 1) red
- 2) yellow
- 3) white
- 4) pink

- |                                  |
|----------------------------------|
| <input type="radio"/> A. 1 and 2 |
| <input type="radio"/> B. 1 and 3 |
| <input type="radio"/> C. 2 and 4 |
| <input type="radio"/> D. 3 and 4 |

5. \_\_\_\_\_ favourite gift is a bag.


- |                                 |                                  |
|---------------------------------|----------------------------------|
| <input type="radio"/> A. Mary's | <input type="radio"/> B. Peter's |
| <input type="radio"/> C. Ann's  | <input type="radio"/> D. Helen's |


Please do not write in the margin. 請勿在此書寫。

## Part 2

*Helen is writing about her weekend activities in her diary.*

Read the diary.



11<sup>th</sup> March 2019 (Monday) 


On Saturday morning at 9 am, Mum and I went to Super Restaurant for dim sum. At 6 pm, we went to Grandma's house. I cooked chicken with Grandma. It was yummy.

I went to Lovely Music Centre on Sunday at 10 am. My teacher is Miss Lau. She is kind. I sang songs with Miss Lau and my friend, Judy. We were happy.


5

**Choose the best answer by blackening the circle.**

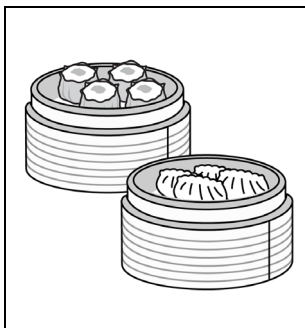
1. What did Helen and her mum eat at the restaurant?




☐ A.



☐ B.



☐ C.



☐ D.

請把電腦條碼貼在方格內  
Please stick the barcode label in the box.



Please do not write in the margin. 請勿在此書寫。

2. When did Helen go to Grandma's house?

- ☐ A. 9 am                                      ☐ B. 10 am  
☐ C. 6 pm                                        ☐ D. 11 pm

3. Helen \_\_\_\_\_ with Grandma.

- ☐ A. sang songs                                      ☐ B. cooked  
☐ C. played computer games                      ☐ D. went to the restaurant

4. Read line 5. The word 'It' refers to \_\_\_\_\_.

- ☐ A. the chicken                                      ☐ B. Super Restaurant  
☐ C. Saturday                                        ☐ D. Grandma's house

5. Where did Helen go on Sunday?

- ☐ A. the restaurant                                      ☐ B. Grandma's house  
☐ C. Judy's house                                        ☐ D. the music centre

6. Read line 7. Helen thinks Miss Lau is \_\_\_\_\_.

- ☐ A. super  
☐ B. kind  
☐ C. lovely  
☐ D. happy

Please do not write in the margin. 請勿在此書寫。

7. Helen sang songs with \_\_\_\_\_.

- ☐ A. Judy and Miss Lau
- ☐ B. Judy and Mum
- ☐ C. Miss Lau and Grandma
- ☐ D. Mum and Grandma

### Part 3

*Helen is reading a story.*

Read the story.

#### Sally's Baby Sister

Sally likes dancing. She goes to Star Dance School. Sally works very hard in her dance class, but she is sad because she cannot dance well. Sally does not want to dance again. She hides her dance shoes under her bed. She does not want to look at them.

5

Sally helps Mum look after her baby sister, Alice. She is one year old. Sally loves her. She plays with Alice and reads stories to her.

Alice learns to walk. She stands up and tries to walk. She falls and tries to walk again. Alice falls many times, but she is cheerful. She always laughs. Sally thinks Alice is brave. She takes out her dance shoes and dances again.

10

In the dance class today, Sally dances well. She goes home and gives Alice a big kiss.

15

**Choose the best answer by blackening the circle.**

1. Sally goes to \_\_\_\_\_ Dance School.

- ☐ A. Baby
- ☐ B. Brave
- ☐ C. Times
- ☐ D. Star

2. Sally is sad because \_\_\_\_\_.

- ☐ A. she does not like dancing
- ☐ B. she cannot dance well
- ☐ C. she has to look after Alice
- ☐ D. Alice is one year old


3. Read lines 4 – 6. Sally does not want to dance again. What does she do?



☐ A.



☐ B.



☐ C.



☐ D.

4. Read line 8. The word 'her' refers to \_\_\_\_\_.

☐ A. Mum

☐ B. Sally

☐ C. Helen

☐ D. Alice

5. What does Sally do with Alice?

1) dances with her

2) plays with her

3) teaches her to walk

4) reads stories to her

☐ A. 1 and 2

☐ B. 1 and 3


☐ C. 2 and 4

☐ D. 3 and 4

6. What does Alice learn to do?




☐ A.



☐ B.




☐ C.




☐ D.




7. Read lines 11 – 12. Alice is cheerful. Which picture shows Alice?




☐ A.



☐ B.



☐ C.



☐ D.

8. Read lines 14 – 15. What does Sally do when she goes home?

- ☐ A. She kisses Alice.
- ☐ B. She reads a book to Alice.
- ☐ C. She learns to walk.
- ☐ D. She takes out her dance shoes.

## Part 4


*You are writing a story about David and his dog.*

Look at the pictures and write the story in about 30 words.


- ◆ You may use the words in the boxes to help you.
- ◆ What happens in the end? Finish the story.



play



badminton / throw / run



cannot see / find



[illegible][illegible][illegible]

